


Accuplacer Testing Information

UTAH VALLEY UNIVERSITY – TESTING SERVICES



Exam Information



The Accuplacer consists of 2 separate sections: **Next-Generation Reading** and **Next-Generation Writing**



Scratch paper will be provided to you by the Testing Center. You cannot bring your own.



There is no time limit on the exam. On average, students take 1 hour per section.

Study Materials

Click on the following link to access a packet of sample questions and a link to the FREE Accuplacer Study App:

<https://accuplacer.collegeboard.org/students/prepare-for-accuplacer/practice>



Retaking the Exam

Students may take the exam no more than 3 times within a two-week period. Each retake must be at least 1 day apart.

You can choose to retake just one section of the exam, if needed.

Test Results

- ❑ After your exam, your scores will be entered into UVU's database within 24 hours.
- ❑ Instructions to access your scores can be found on our [website](#). (Click on "Viewing Scores Instructions.")
- ❑ Questions regrading class placement can be directed to your academic advisor.

Testing Center Location

The Testing Center is located on the northwest rim of UVU's main campus and is housed in a series of trailers labeled the Wolverine Service Center (WS).

The address is:

1165 West 800 South
Orem, UT 84058

Enter through the north entrance of the building and go through the first door to your right to Room 112.



Parking Information


A parking permit is required. If you do not already have a parking pass, you have the following options:

- ❑ You can park in one of the white-painted parking stalls in the L9 lot just north of the Testing Center (across the street from the building entrance). You will need to use the pay-by-phone [Passport Phone Application](#) to submit payment on a per-hour basis.
- ❑ You can purchase a \$5.00 Day Pass in advance by visiting the [Parking Services Website](#) and clicking on “Obtain a Parking Permit.” The Day Pass will allow you to park in any of the stalls (besides the white-painted stalls) in the L9 or L10 lot just north of the Testing Center (across the street from the building entrance). We recommend this option if your test is scheduled for more than 4 hours.

The small lots on the immediate sides of the Wolverine Service building are for Faculty and Employee parking only.

For additional questions regarding parking, please visit the UVU Parking Service website at <https://www.uvu.edu/parking/visitor-parking.html>.

Current and valid school or government ID must be present prior to taking a test.






Power Off Cell Phones/Electronics

- ❑ All cell phones must be powered off and put away prior to receiving a test
- ❑ Any prohibited use of cell phones or electronics during an exam may result in termination of the exam.

Suspicious Behavior

If the proctor sees any markings on you, it will be investigated, and your test may be stopped.

We reserve the right to investigate any suspicious behavior.





Food, Drink, and Restroom Breaks

- ❑ The consumption of food or drink is not allowed in any testing room.
- ❑ If you need to get a drink, snack, or use the restroom raise your hand in the testing room and we will be happy to provide an escort for you.

All testing and personal items, including any electronic devices, must stay in the testing room during breaks.

Personal Items

- ❑ All items or bags brought into the testing center must fit under the desk and remain there for the duration of the exam.
- ❑ Sunglasses may not be worn while testing.
- ❑ Hats will be inspected prior to testing. Hats with bills must be worn backwards or put under the desk.
- ❑ Hoods of any type may not be worn while testing.



During the Exam

- ❑ You may raise your hand to ask a question, however our proctors are not allowed to clarify or help answer test questions
- ❑ The only testing aids permitted will be the ones specified to you at check in.
- ❑ If you have questions or concerns regarding the test aids, be sure to ask before testing.



We reserve the right to alter these policies and procedures at the discretion of management. This information should not be considered as an exhaustive list of all policies and procedures. Further information and documentation is available on our website.