


$$f(x) = \frac{1}{\sqrt{2\pi}} e^{-\frac{x^2}{2}}$$

General Education Survey of Students and Employees

Survey Details

This General Education survey was administered by email from September 7 to September 14, 2022. Invitations were sent to a random selection of 5,000 non-Concurrent Enrollment students as well as all full-time employees. Students who completed the survey were entered into a drawing to win one of ten \$50 gift cards to the UVU Bookstore.

	Students	Employees
Invited	5,000	2,249
Responded	1,115 (22.3%)	785 (34.9%)
Completed	964 (19.3%)	715 (31.8%)

Taking/Teaching General Education at UVU

“Have you ever taken a GE course at UVU?” (Students)

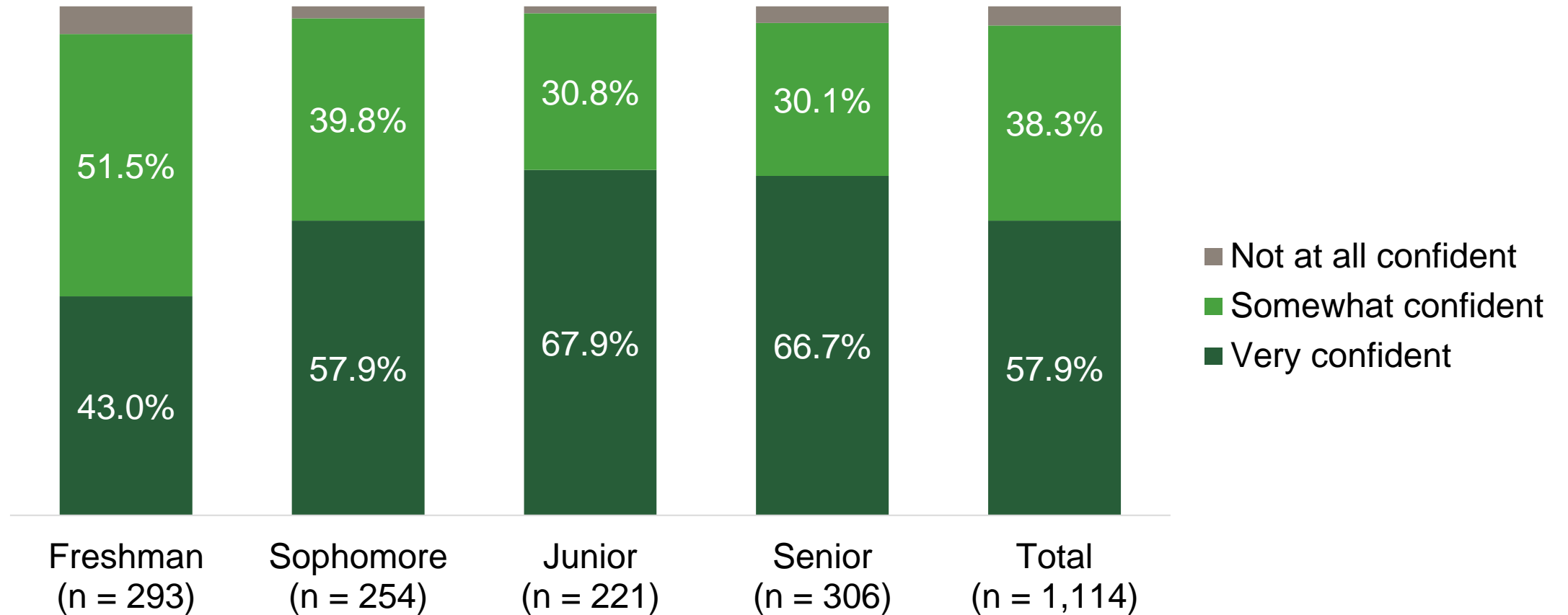
	Freshmen (n = 293)	Sophomore (n = 254)	Junior (n = 221)	Senior (n = 307)	Graduate (n = 40)	Total (n = 1,115)
Yes	89.8%	89.4%	89.6%	86.6%	65.0%	87.9%
Not sure	4.8%	2.8%	0.9%	2.9%	2.5%	3.0%
No	5.5%	7.9%	9.5%	10.4%	32.5%	9.1%

“Have you ever taught a GE course at UVU?” (Employees)

	Executives (n = 18)	Faculty (n = 283)	Staff (n = 469)	Total (n = 776)
Yes	33.3%	59.4%	12.6%	30.0%
No, taught other	38.9%	38.5%	15.4%	24.5%
No, haven't taught	27.8%	2.1%	66.7%	45.5%

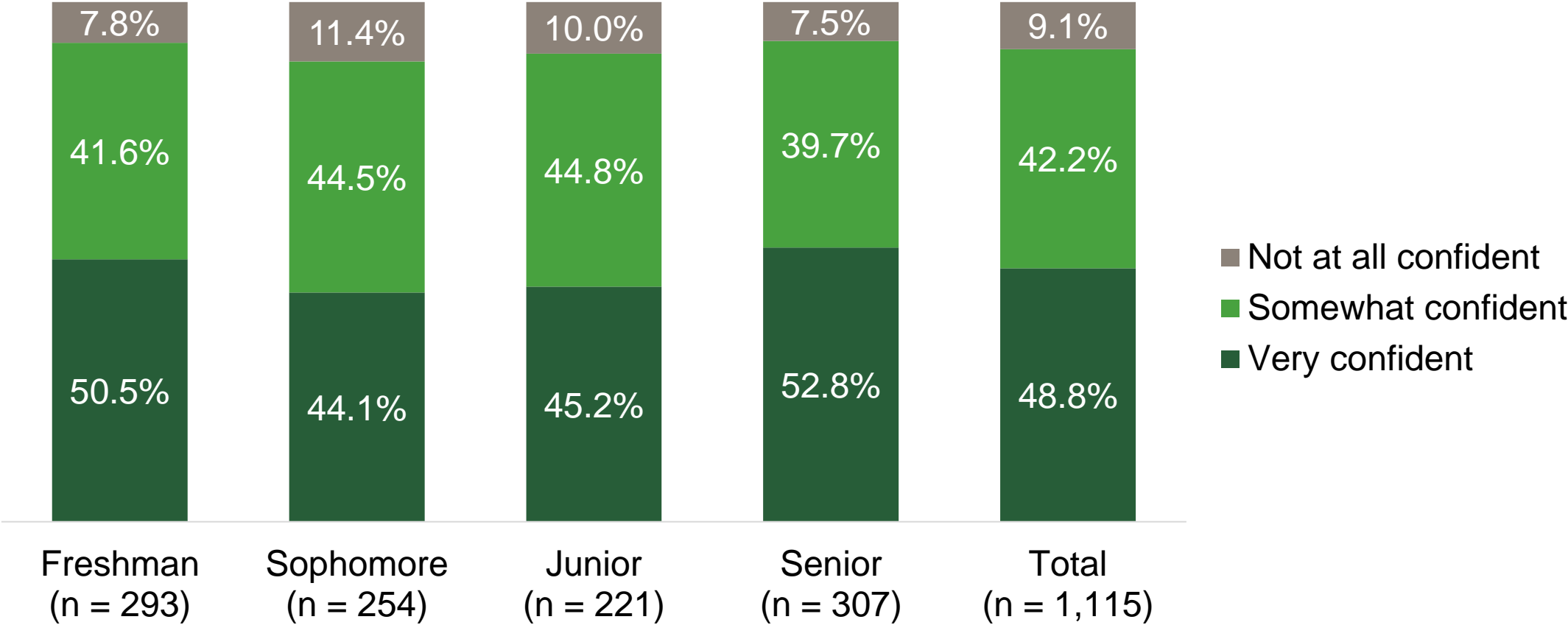
Understanding General Education

“How confident are you that you understand which courses are considered part of General Education?” (Students only)



Understanding General Education

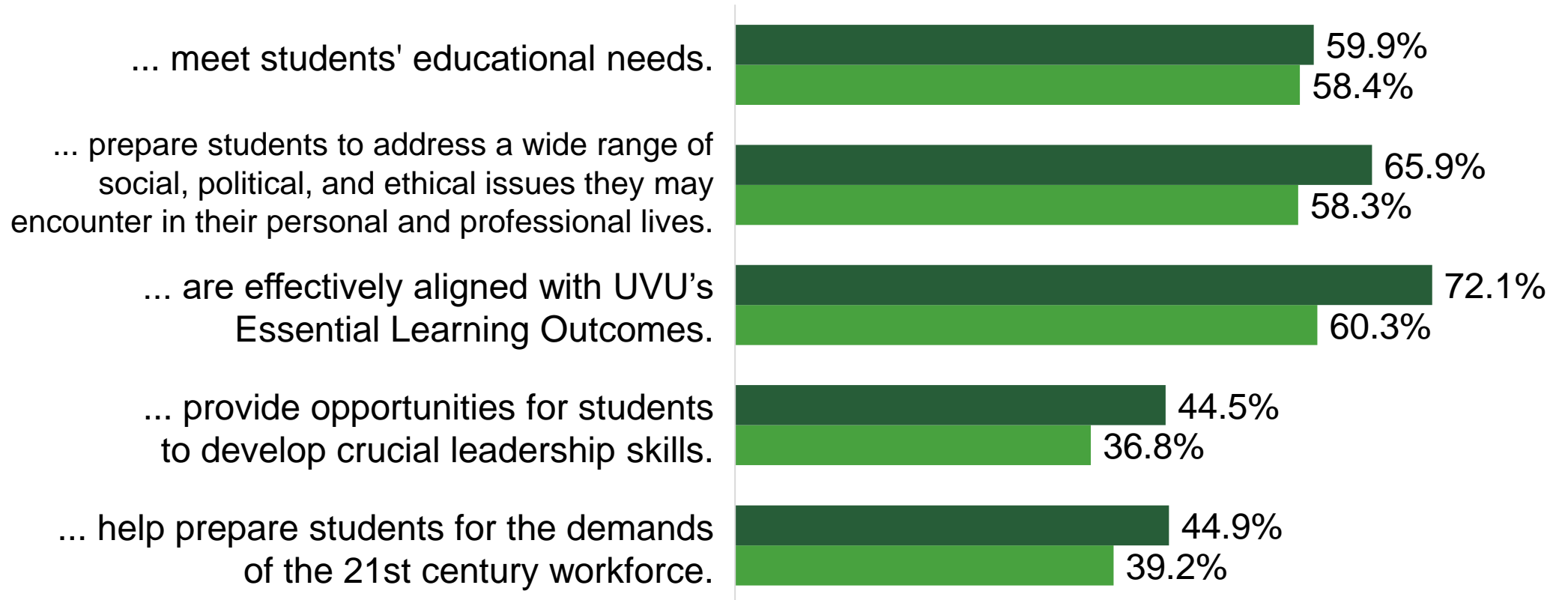
“How confident are you that you understand the purpose of General Education?” (Students only)



General Education's Mission

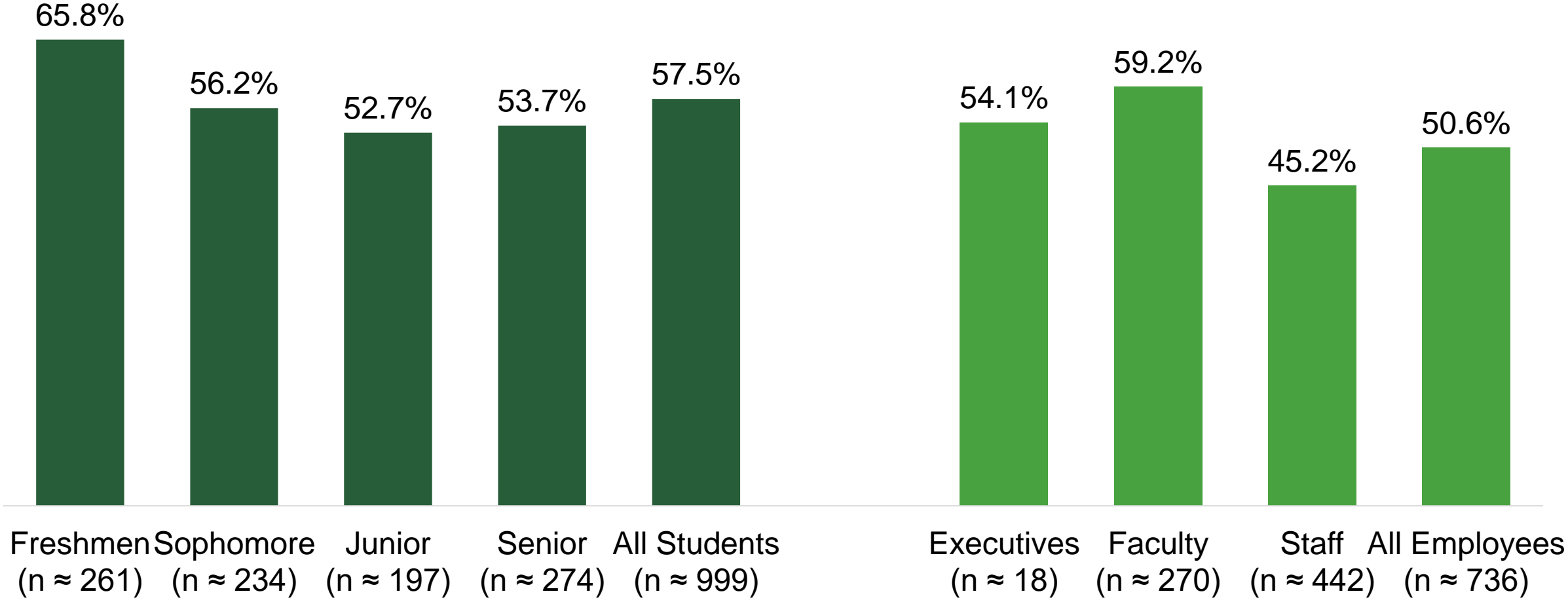
“UVU’s General Education requirements...” (Combined Percentages of Agree and Strongly Agree. Excludes Not Sure.)

■ Students (n = 983 to 1,009) ■ Employees (n = 717 to 750)



General Education's Mission

Average Agreement with Statements about GE Mission by Class Level and Employee Type



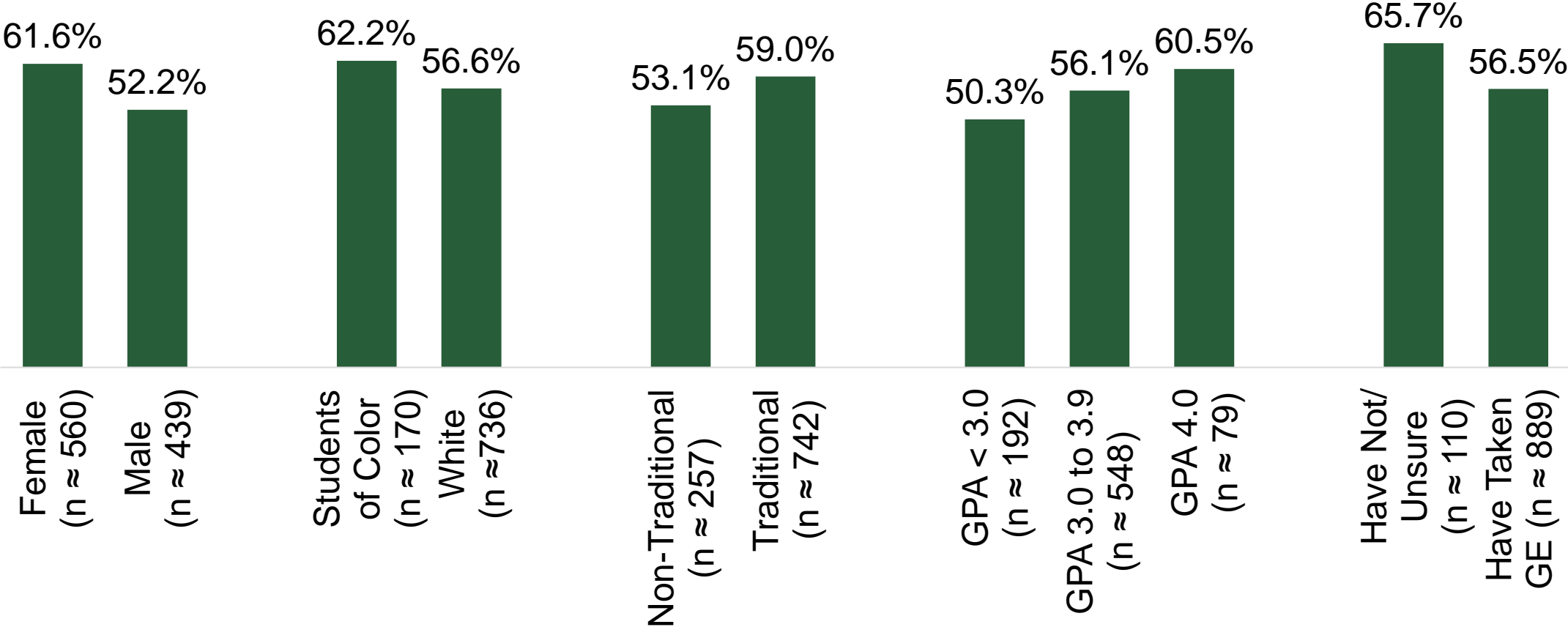
General Education's Mission

Average Agreement with Statements about GE Mission by College



General Education's Mission

Average Agreement with Statements about GE Mission by Various Demographics (Students Only)



Open Response

Before responding to the open response questions, students and employees had the opportunity to review the five questions from the GE task force charge as well as the UVU catalog description of the purpose of GE.

“UVU’s General Education requirements...

- ...meet students’ educational needs.
- ...prepare students to address a wide range of social, political, and ethical issues they may encounter in their personal and professional lives.
- ...are effectively aligned with UVU’s Essential Learning Outcomes.
- ...provide opportunities for students to develop crucial leadership skills.
- ...help prepare students for the demands of the 21st century workforce.”

According to the UVU catalog, “Whereas a major provides students with specialized knowledge, General Education ensures that students have the breadth of knowledge that characterizes well-rounded and well-informed citizens. General Education provides the skills of analysis, problem-solving, creative thinking, and critical thinking that prepare students for an unknown and ever-changing future.”

Open Response

“What would you like to get out of your GE courses at UVU?” (Students, n = 718)		“What should students be getting out of their GE courses at UVU?” (Employees, n = 544)	
1. General knowledge (193)	11. Writing skills (21)	1. Critical thinking (108)	11. Financial literacy (29)
2. Applicable life skills (92)	12. New ideas/opinions (20)	2. General knowledge (104)	11. Less/no Gen Ed (29)
3. Explore topics/majors (75)	12. Good citizen/person (20)	3. Topic exploration (60)	13. Focus on major (28)
4. Career preparation (61)	12. Don't repeat HS (20)	4. Career exploration (42)	13. Real-world skills (28)
5. GE related to major (51)	15. Math (18)	5. Good citizens/people (40)	15. Math (22)
6. Less/no Gen Ed (42)	16. Leadership (16)	5. What the catalog says (40)	16. Learn how to learn (21)
7. Financial literacy (32)	16. Science (16)	7. Prepare for education (36)	17. People skills/empathy (19)
8. Degree/grade/credit (31)	18. Study habits (15)	8. Broaden horizons (35)	18. Teamwork (18)
9. Critical thinking (28)	19. Politics/government (14)	8. Communication (35)	19. Computer literacy (16)
10. Waste of time/money (24)	20. English (13)	8. Writing (35)	19. Problem solving (16)

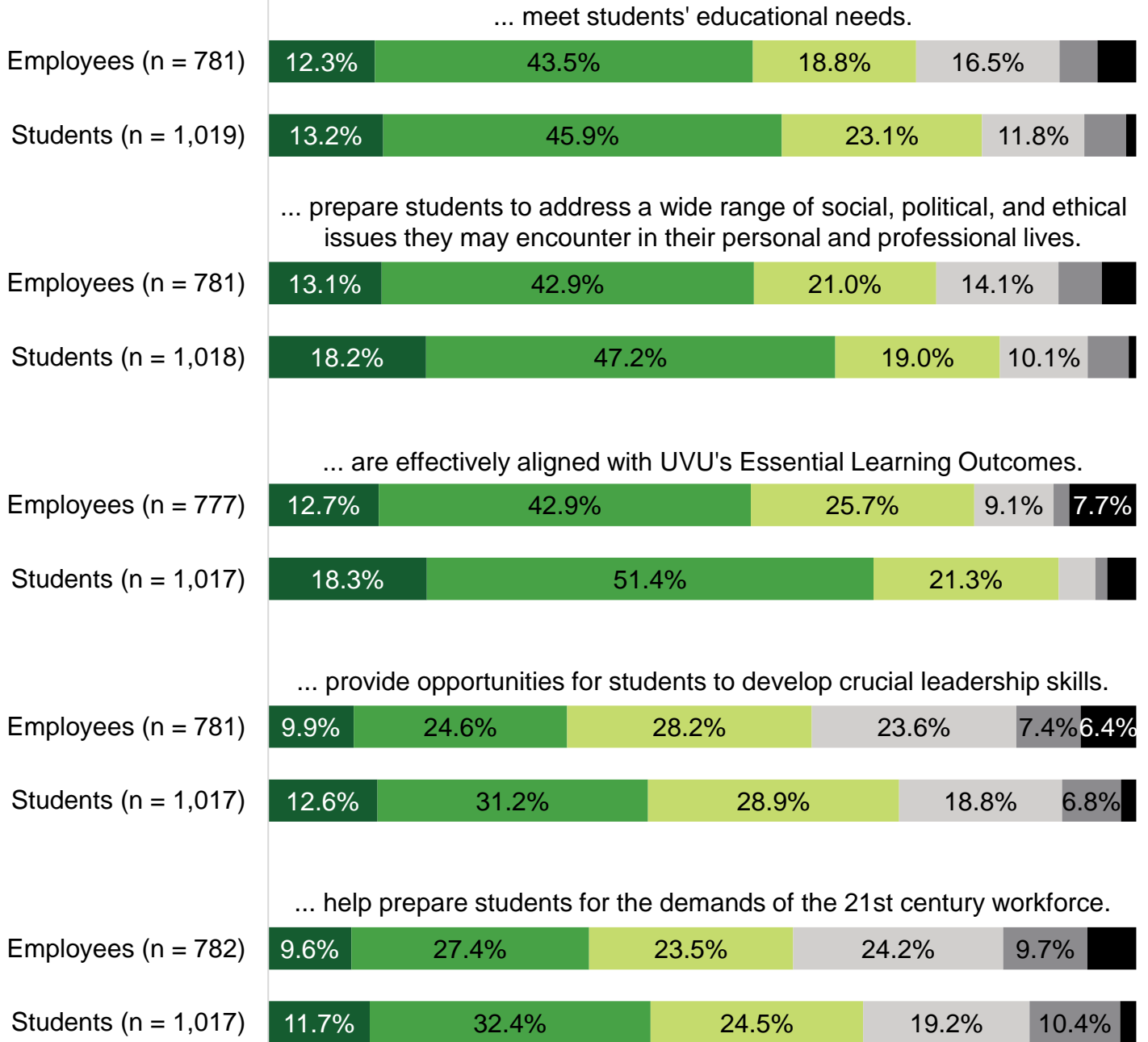
Open Response

Is there anything about GE at UVU that you would like to see improved?

Students, n = 356		Employees, n = 417	
1. Less/no Gen Ed (67)	12. Test out more (12)	1. Less science (84)	11. Less/no health/PE (15)
2. Tailor GE to majors (47)	13. Less busy work (10)	2. Less/no Gen Ed (36)	11. Student success class (15)
3. Less science (28)	13. Less/no math (10)	3. Digital literacy (35)	14. Communication (14)
4. Real-world application (20)	15. Make GE cheaper (9)	4. Tailor GE to majors (33)	15. Critical thinking (13)
5. Financial literacy (18)	15. No ethics (9)	5. Financial literacy (29)	16. Politically neutral (13)
6. Don't repeat HS (17)	17. Accept transfer credits (7)	6. More class options (25)	17. Less/no math (12)
7. Easier to pass (16)	18. Career exploration (6)	7. Less/no ethics (22)	18. Inclusion and diversity (11)
8. Better teachers/classes (15)	18. Hands-on learning (6)	8. Better teachers/classes (16)	19. Discern misinformation (10)
9. More class options (15)	18. Requirement flexibility (6)	8. Program-specific ethics (16)	19. Leadership (10)
10. No arts (14)	21. Clarify requirements (5)	8. Real-world focus (16)	19. More/keep math (10)
11. Politically neutral (13)	21. Critical thinking (5)	11. Explain GE importance (15)	19. Practical skills (10)

“UVU’s General Education requirements...”

■ Strongly agree
 ■ Agree
 ■ Neutral
 ■ Disagree
 ■ Strongly disagree
 ■ I'm not sure



Want from GE – Students by Class Level

	All Students (n = 718)		Freshmen/ Sophomores (n = 368)		Juniors/Seniors (n = 327)	
	Count	Rank	Count	Rank	Count	Rank
General knowledge	193	1	115	1	76	1
Applicable life skills	92	2	53	2	35	3
Explore topics/majors	75	3	33	3	40	2
Career preparation	61	4	28	4	30	4
GE related to major	51	5	23	6	26	5
Less/no Gen Ed	42	6	22	7	18	7
Financial literacy	32	7	8	15	22	6
Degree/grade/credit	31	8	27	5	4	26
Critical thinking	28	9	13	8	15	8
Waste of time/money	24	10	13	8	10	13
Writing skills	21	11	10	10	10	13
Don't repeat HS	20	12	6	17	13	10
Good citizen/person	20	12	9	13	8	16
New ideas/opinions	20	12	6	17	13	10
Math	18	15	4	21	14	9
Leadership	16	16	10	10	6	20
Science	16	16	2	31	13	10
Study habits	15	18	9	13	6	20
Politics/government	14	19	4	21	9	15
English	13	20	6	17	7	17
Prepare for education	12	21	10	10	2	31
Communication	11	22	4	21	7	17
Easier to pass	11	22	7	16	4	26
Job hunting skills	11	22	3	25	7	17
Good professors	10	25	4	21	5	24
Health/PE	9	26	3	25	6	20
More class options	8	27	3	25	5	24
Art/music	7	28	5	20	2	31
Digital literacy	6	29	0	40	6	20
History	6	29	2	31	4	26
Time management	5	31	3	25	2	31

Want from GE – Employees by Type

	All Employees (n = 544)		Executives/Staff (n = 323)		Faculty (n = 219)	
	Count	Rank	Count	Rank	Count	Rank
Critical thinking	108	1	56	1	51	1
General knowledge	104	2	55	2	49	2
Topic exploration	60	3	35	3	25	3
Career preparation	42	4	29	4	13	8
Good citizens/people	40	5	16	13	24	4
What the catalog says	40	5	25	6	15	7
Prepare for education	36	7	27	5	7	16
Broaden horizons	35	8	18	11	17	6
Communication	35	8	24	8	11	9
Writing	35	8	15	14	20	5
Financial literacy	29	11	25	6	4	28
Less/no Gen Ed	29	11	20	9	9	12
Focused on major	28	13	18	11	10	10
Real-world skills	28	13	20	9	8	14
Math	22	15	12	17	10	10
Learn how to learn	21	16	15	14	6	19
People skills/empathy	19	17	12	17	7	16
Teamwork	18	18	13	16	5	22
Computer literacy	16	19	7	22	9	12
Problem solving	16	19	8	21	8	14
Leadership	15	21	9	20	6	19
Ethics	13	22	6	26	7	16
History	12	23	7	22	5	22
Prepare for life	12	23	10	19	2	36
English	11	25	7	22	4	28
Politics/government	11	25	6	26	5	22
Humanities	10	27	4	33	6	19
Media literacy	10	27	7	22	3	33
Science	10	27	5	28	5	22
Creative thinking	9	30	5	28	4	28

Want from GE – Students by Demographics

<i>(Category Rankings Only)</i>	Female (n = 380)	Male (n = 338)	Students of Color (n = 107)	White (n = 545)	Non-Traditional (n = 170)	Traditional (n = 548)	GPA Less Than 3.5 (n = 277)	GPA 3.5 to 4.0 (n = 313)
General knowledge	1	1	1	1	1	1	1	1
Applicable life skills	2	2	2	2	2	2	2	2
Explore topics/majors	3	3	3	3	3	3	3	3
Career preparation	4	4	4	4	4	4	3	5
GE related to major	5	7	10	5	5	5	6	4
Less/no Gen Ed	7	5	10	6	6	6	5	6
Financial literacy	6	11	16	7	7	9	10	6
Degree/grade/credit	12	6	5	8	16	7	9	9
Critical thinking	10	8	6	10	13	8	8	15
Waste of time/money	18	8	21	9	8	13	7	19
Writing skills	20	10	21	10	9	15	17	9
Don't repeat HS	9	15	6	14	25	10	10	16
Good citizen/person	8	20	18	10	13	13	22	11
New ideas/opinions	14	13	10	13	11	15	10	13
Math	24	11	10	15	11	18	17	8
Leadership	10	20	10	19	32	11	13	19
Science	20	14	8	22	9	22	17	11
Study habits	16	16	21	15	37	11	14	16
Politics/government	12	25	21	17	13	20	22	13
English	20	16	8	22	22	18	14	19
Prepare for education	14	29	10	22	19	20	28	32
Communication	20	20	21	19	19	22	22	22
Easier to pass	18	25	21	18	37	17	14	27
Job hunting skills	24	18	18	22	16	24	20	22
Good professors	16	32	21	19	16	27	22	16
Health/PE	28	18	18	27	22	24	22	22
More class options	28	20	35	22	25	24	28	25
Art/music	28	25	16	31	25	27	20	27
Digital literacy	37	20	35	28	22	32	28	25
History	28	29	21	29	19	35	28	27

GE Improvements – Students by Class Level

	All Students (n = 356)		Freshmen/ Sophomores (n = 138)		Juniors/Seniors (n = 207)	
	Count	Rank	Count	Rank	Count	Rank
Fewer/no Ged Ed	67	1	29	1	36	1
Tailor GE to majors	47	2	15	2	31	2
Less science	28	3	10	4	16	3
Real-world application	20	4	11	3	8	7
Financial literacy	18	5	5	11	12	4
Don't repeat HS	17	6	6	8	10	6
Easier to pass	16	7	7	6	8	7
Better teachers/classes	15	8	3	16	12	4
More class options	15	8	6	8	7	11
No arts	14	10	6	8	8	7
Politically neutral	13	11	8	5	5	15
Test out more	12	12	4	13	8	7
Less/no math	10	13	5	11	5	15
Less busy work	10	13	4	13	6	12
No ethics	9	15	2	18	6	12
Make GE cheaper	9	15	7	6	2	25
Accept transfer credits	7	17	1	24	6	12
Hands-on learning	6	18	2	18	4	17
Career exploration	6	18	4	13	2	25
Requirement flexibility	6	18	2	18	4	17
More online classes	5	21	1	24	4	17
Clarify requirements	5	21	3	16	2	25
Critical thinking	5	21	1	24	4	17
More arts	4	24	1	24	2	25
Less English	4	24	2	18	2	25
Fewer prerequisites	3	27	1	24	2	25
People skills	3	27	0	34	3	21
Computer literacy	3	27	0	34	3	21
More health	3	27	0	34	3	21
Broaden horizons	3	27	0	34	3	21

GE Improvements – Employees by Type

	All Employees (n = 417)		Executives/ Staff (n = 255)		Faculty (n = 160)	
	Count	Rank	Count	Rank	Count	Rank
Less science	84	1	62	1	22	1
Less/no Gen Ed	36	2	23	2	12	3
Digital literacy	35	3	19	4	16	2
Tailor GE to majors	33	4	23	2	10	4
Financial literacy	29	5	19	4	10	4
More class options	25	6	16	6	9	7
Less/no ethics	22	7	13	7	9	7
Better teachers/classes	16	8	8	15	7	10
Program-specific ethics	16	8	10	11	6	11
Real-world focus	16	8	11	10	5	14
Explain GE importance	15	11	7	16	8	9
Student success class	15	11	13	7	2	30
Less/no health/PE	15	11	9	12	6	11
Communication	14	14	12	9	2	30
Critical thinking	13	15	9	12	4	18
Politically neutral	13	15	3	30	10	4
Less/no math	12	17	6	20	6	11
Inclusion and diversity	11	18	7	16	4	18
Discern misinformation	10	19	9	12	1	39
Leadership	10	19	7	16	3	24
Practical skills	10	19	7	16	3	24
More/keep math	9	22	6	20	3	24
Writing	9	22	5	22	4	18
More/keep ethics	9	22	4	25	5	14
More gov./poli sci	8	25	4	25	4	18
Increased rigor	8	25	3	30	5	14
More/keep health/PE	7	27	2	37	5	14
Good citizens (civics)	7	27	5	22	2	30
Easier to pass	7	27	5	22	2	30
More history	7	27	3	30	4	18
Hands-on learning	6	31	3	30	3	24

GE Improvements – Students by Demographics

<i>(Category Rankings Only)</i>	Female (n = 167)	Male (n = 189)	Students of Color (n = 41)	White (n = 281)	Non-Traditional (n = 116)	Traditional (n = 240)	GPA Less Than 3.5 (n = 157)	GPA 3.5 to 4.0 (n = 167)
Fewer/no Ged Ed	1	1	1	1	1	1	1	1
Tailor GE to majors	2	2	5	2	3	2	2	2
Less science	3	4	9	3	4	3	3	3
Real-world application	7	4	24	5	8	4	10	5
Financial literacy	7	8	4	9	6	7	8	6
Don't repeat HS	5	11	7	6	10	6	5	9
Easier to pass	7	11	2	12	10	7	10	6
Better teachers/classes	5	13	9	8	4	12	8	8
More class options	11	9	24	7	8	9	13	9
No arts	20	4	5	11	6	12	6	12
Politically neutral	23	4	9	12	14	9	13	13
Test out more	16	9	24	9	17	9	6	17
Less/no math	10	22	24	14	10	16	13	13
Less busy work	14	13	9	15	17	12	10	13
No ethics	16	13	9	15	10	18	28	9
Make GE cheaper	12	18	7	18	27	12	17	13
Accept transfer credits	12	28	24	15	27	16	17	19
Hands-on learning	16	22	9	20	17	20	17	24
Career exploration	28	13	9	20	27	18	17	19
Requirement flexibility	20	18	9	19	14	23	17	24
More online classes	23	18	9	20	17	23	13	28
Clarify requirements	14	42	9	20	27	20	17	28
Critical thinking	28	17	9	20	27	20	23	19
More arts	16	42	24	20	17	25	28	19
Less English	20	28	9	30	14	30	39	17
Fewer prerequisites	28	22	24	26	17	30	28	28
People skills	23	28	24	30	27	25	23	28
Computer literacy	40	18	24	26	17	30	39	19
More health	28	22	24	26	27	25	23	28
Broaden horizons	23	28	24	26	17	30	23	28