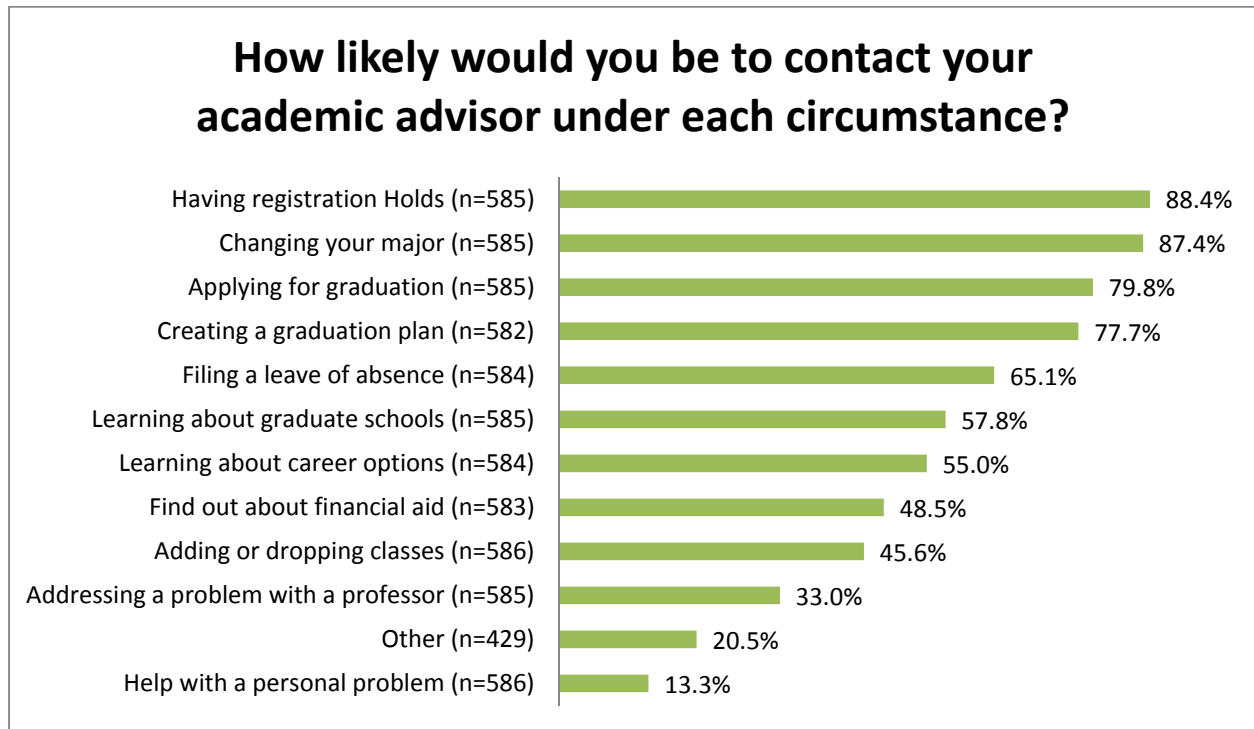




## Fall 2015 Omnibus Student Opinion survey

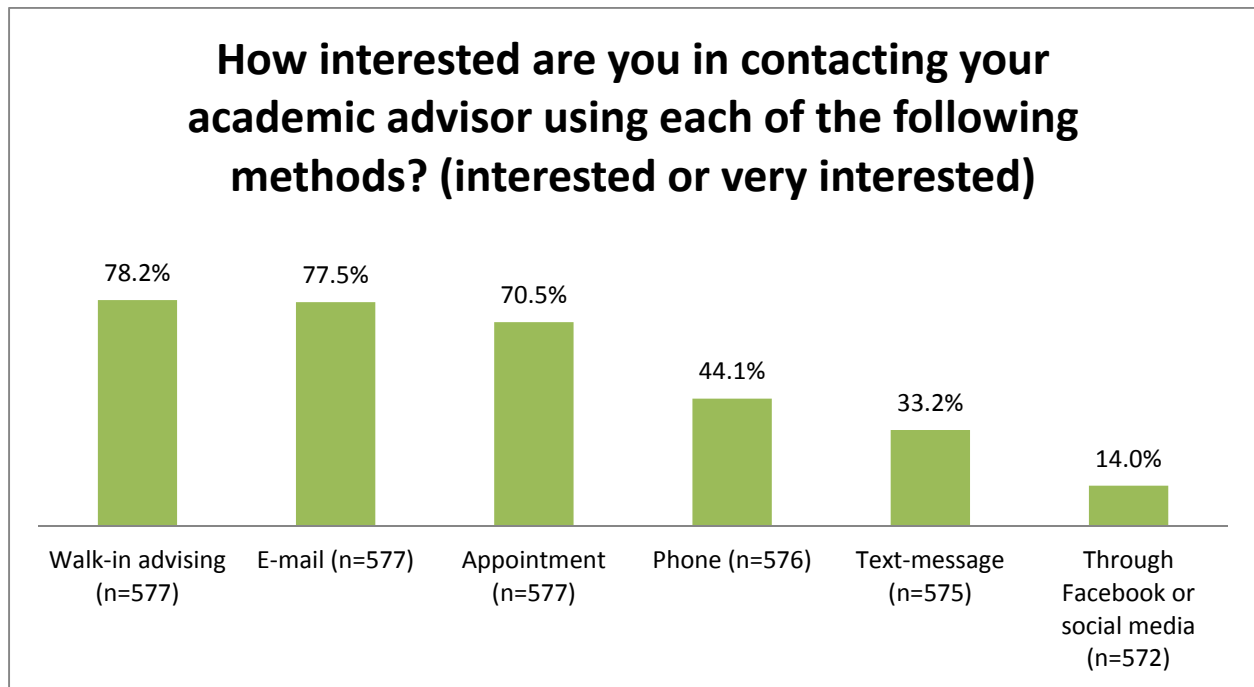
Utah Valley University’s office of Institutional Research & Information conducts a general survey of UVU students during Fall and Spring semesters. During Fall semester 2015, 12,000 randomly selected UVU students were invited to participate. The survey was administered online and ran from 2 November, 2015 through 16 November, 2015. One thousand four hundred and eighty-eight students started the survey and 1,097 completed it (response rate of 9%). The margin of error is +/- 2.9%.

### “Academic Advising” questions (for Tom)

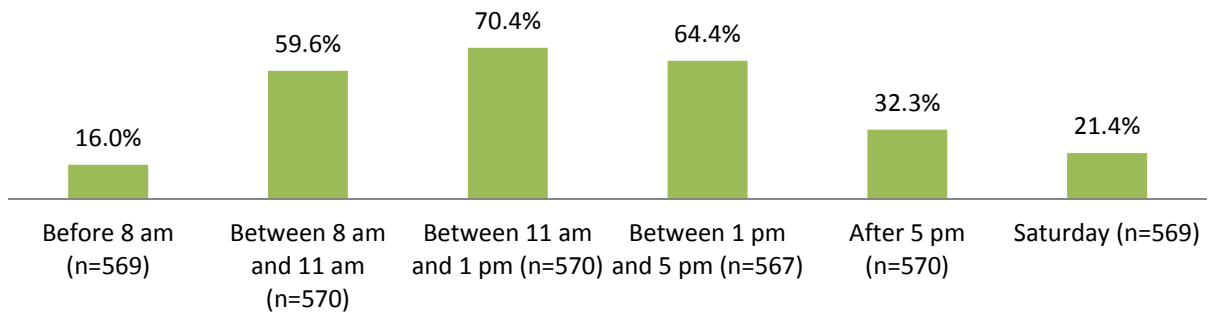


How likely to contact?	Very Unlikely	Unlikely	Undecided	Likely	Very Likely	Total Responses
Having registration Holds	17	28	23	129	388	585
	2.9%	4.8%	3.9%	<b>22.1%</b>	<b>66.3%</b>	100.0%
Changing your major	27	22	25	164	347	585
	4.62%	3.76%	4.27%	<b>28.03%</b>	<b>59.32%</b>	100.00%
Applying for graduation	18	42	58	160	307	585
	3.08%	7.18%	9.91%	<b>27.35%</b>	<b>52.48%</b>	100.00%
Filing a leave of absence	41	76	87	155	225	584
	7.02%	13.01%	14.90%	<b>26.54%</b>	<b>38.53%</b>	100.00%
Learning about graduate schools	43	99	105	170	168	585
	7.35%	16.92%	17.95%	<b>29.06%</b>	<b>28.72%</b>	100.00%
Help with a personal problem	264	163	81	42	36	586
	<b>45.05%</b>	<b>27.82%</b>	13.82%	7.17%	6.14%	100.00%
Learning about career options	63	109	91	215	106	584
	10.79%	<b>18.66%</b>	15.58%	<b>36.82%</b>	18.15%	100.00%
Creating a graduation plan	28	46	56	213	239	582
	4.81%	7.90%	9.62%	<b>36.60%</b>	<b>41.07%</b>	100.00%
Find out about financial aid	77	136	87	177	106	583
	13.21%	<b>23.33%</b>	14.92%	<b>30.36%</b>	18.18%	100.00%
Adding or dropping classes	99	150	70	150	117	586
	16.89%	<b>25.60%</b>	11.95%	<b>25.60%</b>	19.97%	100.00%
Addressing a problem with a professor	106	161	125	125	68	585
	18.12%	<b>27.52%</b>	<b>21.37%</b>	<b>21.37%</b>	11.62%	100.00%
Other	60	29	252	50	38	429
	13.99%	6.76%	58.74%	11.66%	8.86%	100.00%

frequency	<b>In what other circumstances are you likely to contact your advisor? (open end response) (n=154)</b>
32	Adding classes/registration holds
27	Advice/ for information
22	Grad plan/applying for graduation
15	Required meeting
14	Course/ major information
13	“my counselor is doesn’t help”
10	Any question/random questions
6	Internship opportunities
4	Changing major
4	Personal relationship with counselor
3	To discuss grades
3	Financial aid/scholarship questions
2	Transfer credits questions
1	Integrated studies



## How interested are you in meeting with your academic advisor during each of the following times?



## Interactions with academic advisor (agree or strongly agree)

