

# SURVEYING AND MAPPING DEGREE PATH

Professional Surveying License Focus




## Associate of Science Degree Courses

Freshman Fall (16.0 Credits)	Freshman Spr (14-17 Credits)	Sophomore Fall (15.0 Credits)	Sophomore Spr (16.0 Credits)
STAT 1040 Intro to Statistics (QL)	ENGL 2010 Intermediate Writing (CC)	BOT 2050 Field Botany (BB)	HIST 1740 US Economic History (AS)
ENGL 1010 Intro to Writing (CC)	ASTRO 1040 Elementary Astromy (PP)	PHIL 2050 Ethics and Values (GE)	COMM 1020 Public Speaking (HH)
SURV 1020 Intro to Survey & Map	GEOG 130G Survey World Geog (SS)	SURV 2310 Surveying US Public Lands	PHYS 1010 Elementary Physics (PP)
EGDT 1040 Fundamentals Tech.Eng.Dwg.	PES 1097 Fits for Life (TE)	SURV 2320 Public Records & Prop. Desc.	EGDT 1720 Architectural Rendering (FF)
EGDT 1400 Surveying I	EGDT 1610 Tech. Math 2	EGDT 2400 Surveying II	ELECTIVE SURV 1220 Ph.Rem Sense
EGDT 1600 Tech. Math 1	MKTG 220G Written Biz. Comm.		

## Bachelor of Science Degree Courses

Junior Fall (15.5 Credits)	Junior Spr (16.5 Credits)	Senior Fall (15.5 Credits)	Senior Spr (14.5 Credits)
SURV 2010 Land History of America	SURV 3010 Measurement Analy. & Adj.	SURV 3220 Control Surveys	SURV 4340 Surveying Legal Principle
SURV 2030 Geodesy	SURV 3030 Land Development	SURV 3400 Surveying III	SURV 4500 Prof. Services Practicum
SURV 3210 Advanced Photogramtry	SURV 3230 Construct. & Route Surveys	SURV 455G Global Prof. Ethics & Liab.	SURV 470R FS Exam Prep
LEGL 3000 Business Law	SURV 3340 Boundary Law	SURV 451R Surv & Map Lecture Series	SURV 4930 Surv & Map Capstone
GIS 3600 Intro to GIS	GIS 3620 Adv. GIS Surv. & Map	ELECTIVE SURV, GIS, EGDT, etc.	SURV 451R Surv & Map Lecture Series
SURV 451R Surv & Map Lecture Series	SURV 451R Surv & Map Lecture Series	ELECTIVE SURV, GIS, EGDT, etc.	

### LEGEND

	Program Matriculation Courses
	Discipline Core
	Professional Surveying License Focus