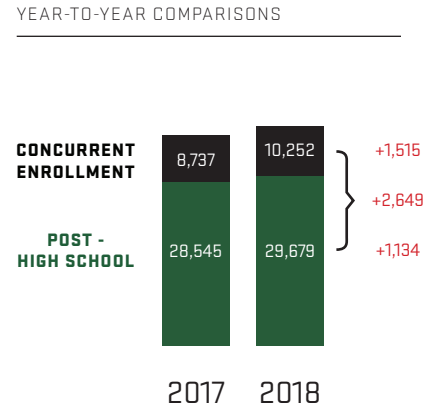
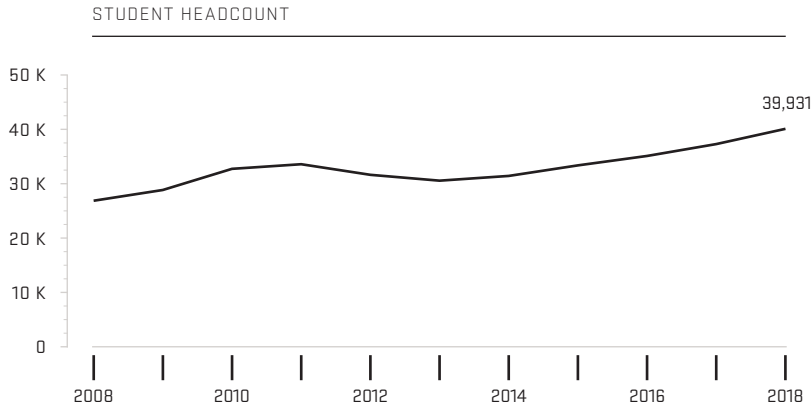


FALL 2018 ENROLLMENT BRIEFING

FALL 2018 HEADCOUNT
39,931
UP 7.1%

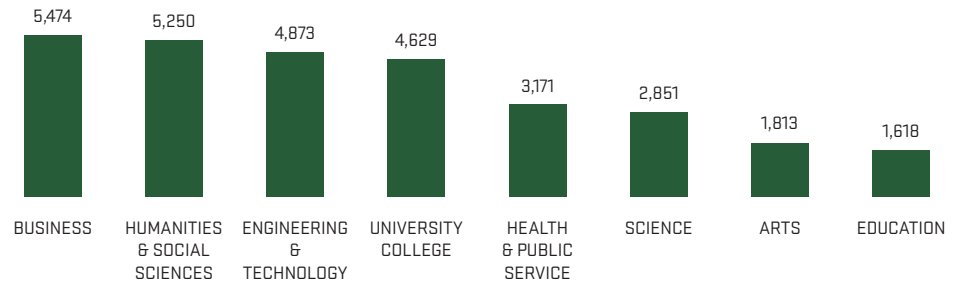
FALL 2018 FULL-TIME EQUIVALENT (FTE)
26,574
UP 6.1%



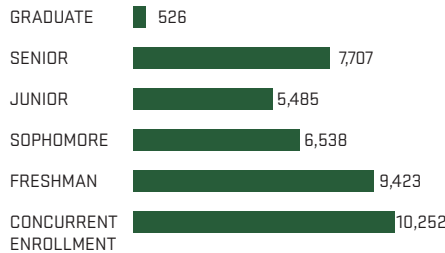
TOP 10 BACCALAUREATE MAJORS

THIS YEAR'S RANK	MAJOR	LAST YEAR'S RANK
1	Business Management	1
2	Psychology	12
3	Computer Science	3
4	Exercise Science/ Outdoor Recreation	4
5	Art and Design	7
6	Communication	6
7	Biology	8
8	Elementary Education	5
9	Behavioral Science	2
10	Accounting	9


COLLEGES BY MAJOR (Excludes Concurrent Enrollment)



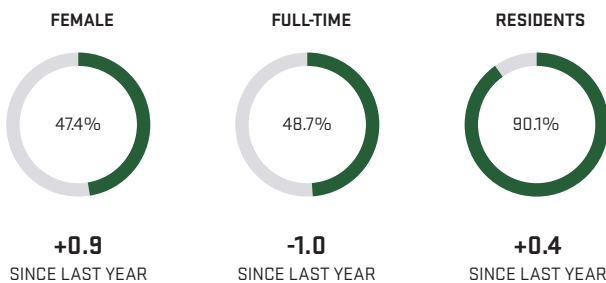
CLASS LEVEL



INTENDED DEGREE (Excludes Concurrent Enrollment)



STUDENT PROFILE



STUDENT HEADCOUNT BY DELIVERY MODE

