

## Marital Status



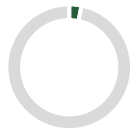
58% of students reported that they were **single**  
37% of students reported that they were **married**  
5% of students reported **other**

## Children




14% of students reported that **they have children 18 years old and younger living at home.**

## Housing Insecurity



3% of students reported that **they have been worried about finding a place to sleep for the night.**

## Worldview



**67%**  
Latter-day  
Saints

**13%**  
Agnostic

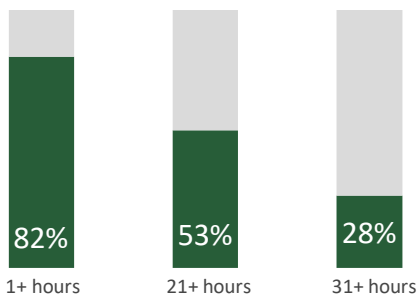
**8%**  
Atheist



**8%**  
Spiritual

**8%**  
Non-  
religious

## Employment



*Percent of students who work at least the given number of hours per week.*

## Student Experience



*Students who participated in at least one campus activity.*



*Students who reported having "High" or "Very high" student pride.*



*Students who reported their overall experience being "Good" or "Excellent."*

## Childcare



*Students who reported they had issues related to childcare that have negatively impacted their education.*

\*116 students responded to this question.

## COVID-19

*Have you had a positive test for COVID-19?*



\*\*447 students responded to this question.

*Please rate the following statements leading up to your positive COVID-19 test:*

