

Marital Status



55% of students reported that they were **single**
35% of students reported that they were **married**
9% of students reported other

Children




15% of students reported that **they have children 18 years old or younger living at home.**

Evening Classes



52% of students reported that **they would maybe like UVU to provide more evening classes.**
31% of students reported that **they would like UVU to provide more evening classes.**
17% of students reported that **they would not like UVU to provide more evening classes.**

Worldview



67%
Latter-day Saints

11%
Agnostic

7%
Non-religious



6%
Spiritual

6%
Atheist

Employment



1+ hours



21+ hours

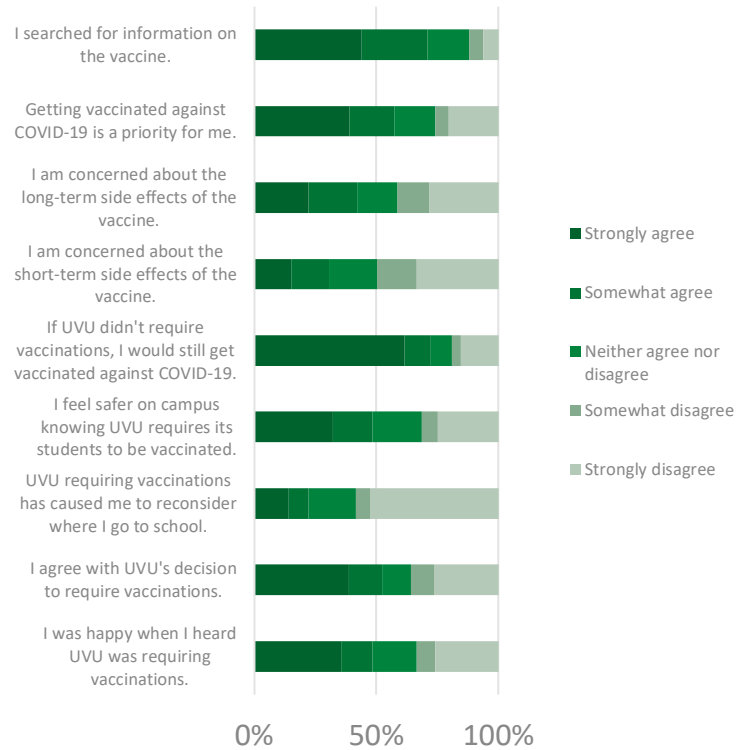


31+ hours

Percent of students who work at least the given number of hours per week.

Vaccinations

Please rate how much you agree with the following statements:



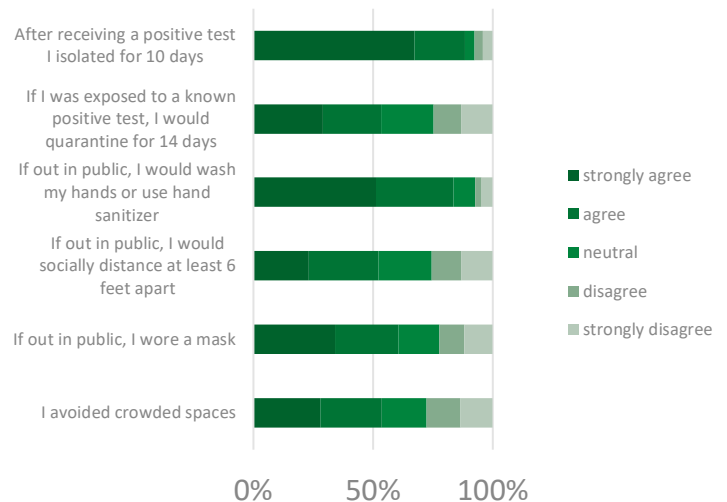
COVID-19

Have you had a positive test for COVID-19?



**871 students responded to this question.

Please rate the following statements leading up to your positive COVID-19 test:



Gender



58% of students reported that they identify as female.
40% of students reported that they identify as male.
3% of students reported that they identify with a different gender identity besides male and female.

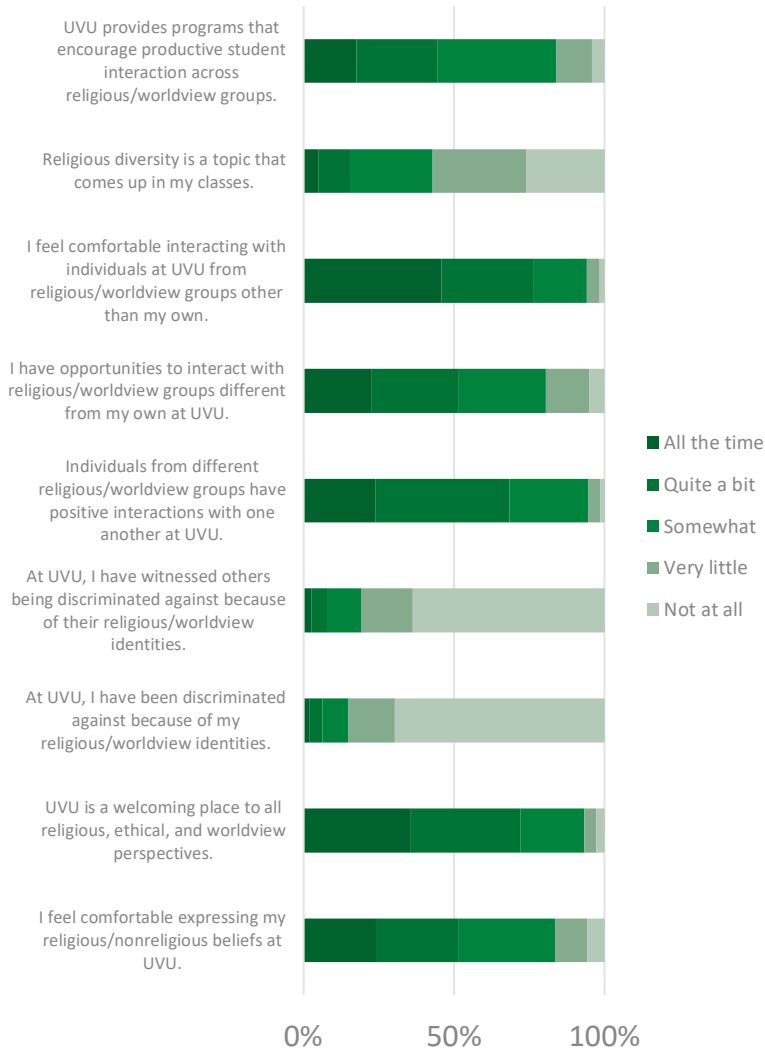
Evening Classes



58% of students reported that they have taken an evening class.

Worldview Perception

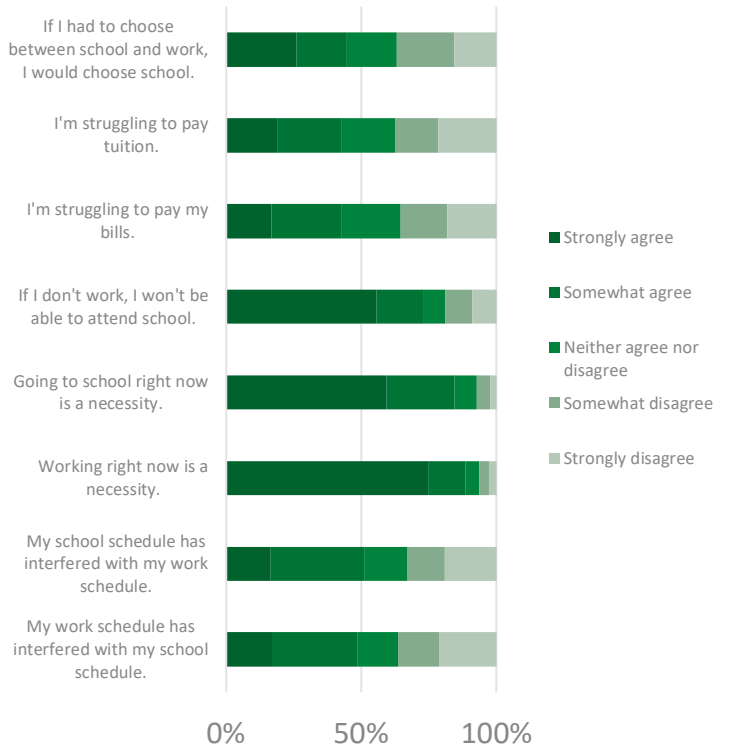
Please indicate how often the following occurs at UVU:



**467 students responded to this question.

Work/School Life Balance

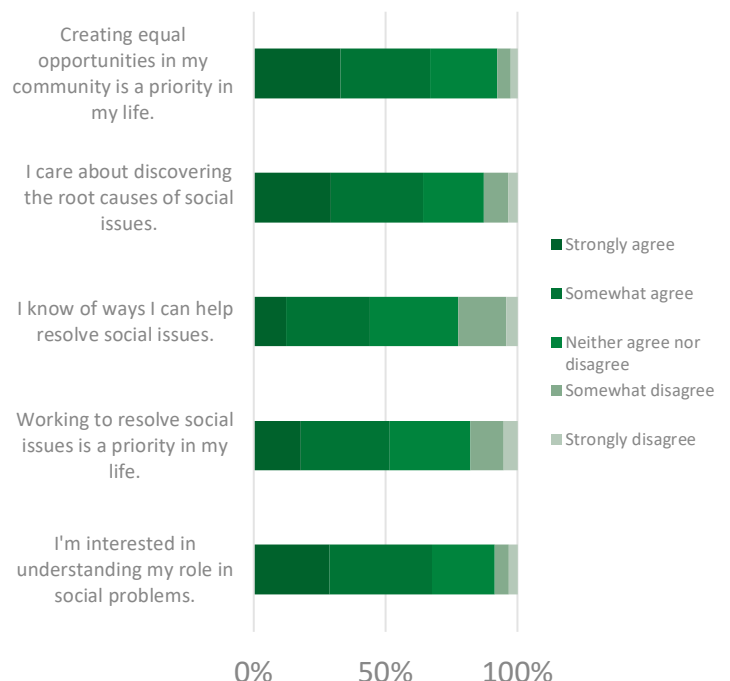
Please rate how much you agree with the following statements:



**810 students responded to this question.

Social Impact

Please rate how much you agree with the following statements:



**457 students responded to this question.