

FALL 2017 ENROLLMENT BRIEFING

FALL 2017
HEADCOUNT

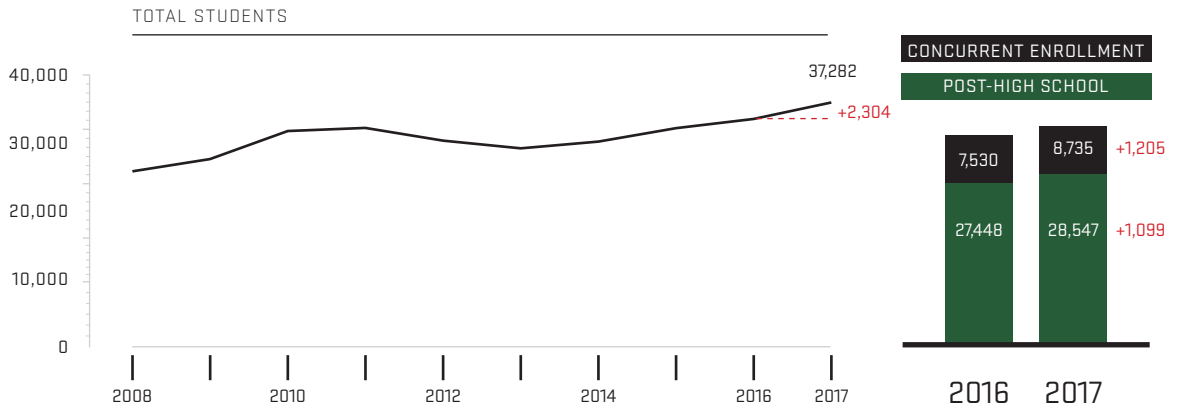
37,282

UP 6.6%

FALL 2017
FULL-TIME EQUIVALENT (FTE)

25,037

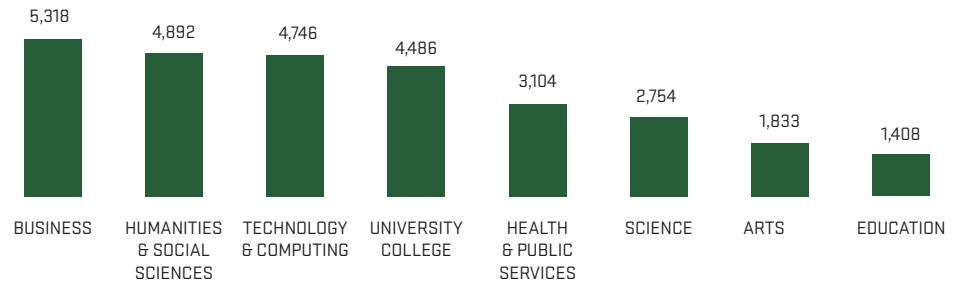
UP 5.6%



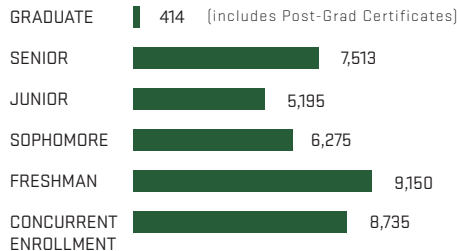
TOP 10 BACCALAUREATE MAJORS

THIS YEAR'S RANK	MAJOR	LAST YEAR'S RANK
1	Business Management	1
2	Behavioral Science	2
3	Computer Science	3
4	Exercise Science/ Outdoor Recreation	4
5	Elementary Education	5
6	Communication	7
7	Art and Design	6
8	Biology	8
9	Accounting	11
10	Aviation Science	10


COLLEGES BY MAJOR (Excludes Concurrent Enrollment)



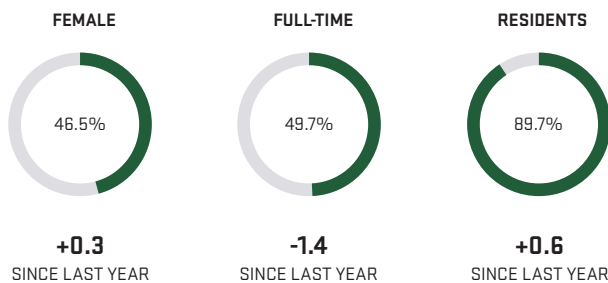
CLASS LEVEL



INTENDED DEGREE (Excludes Concurrent Enrollment)



STUDENT PROFILE



STUDENTS BY DELIVERY MODE

