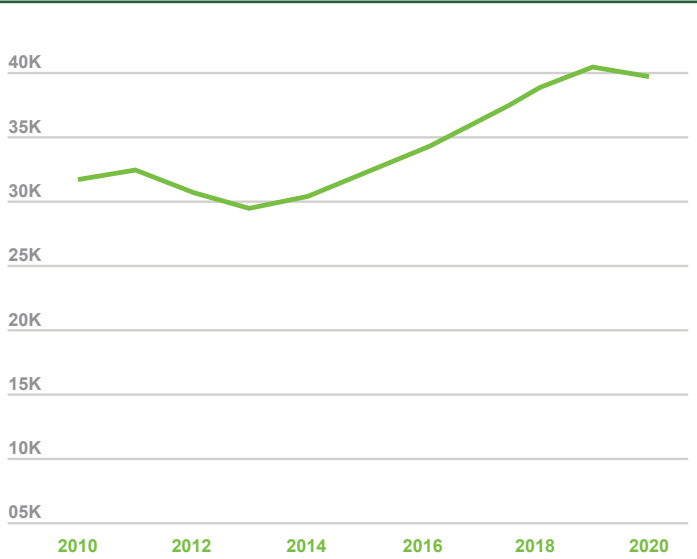


Total Students



FALL 2020 HEADCOUNT
40,936

1.9% DECREASE

FALL 2020 FULL-TIME EQUIVALENT (FTE)
27,202

11.93% DECREASE

OVERALL EXPERIENCE

75%

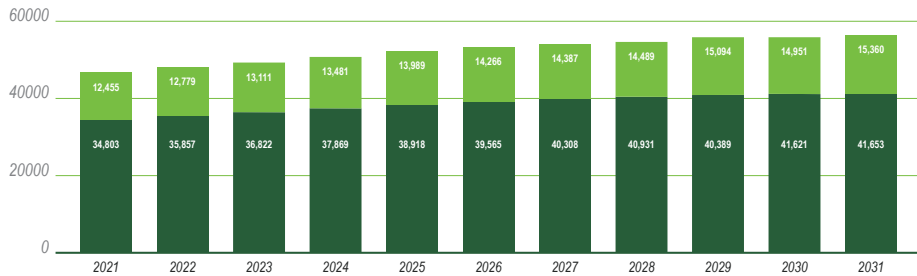
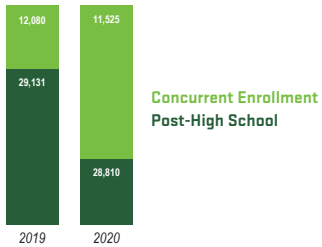
said their experience was good or excellent

STUDENT PRIDE

38%

said their student pride was high or very high

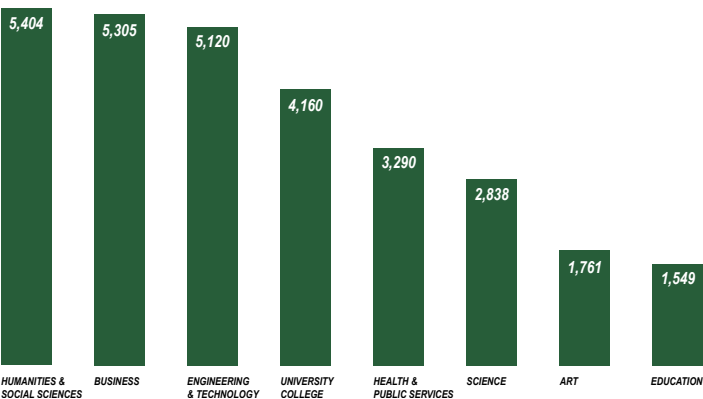
Enrollment Projections



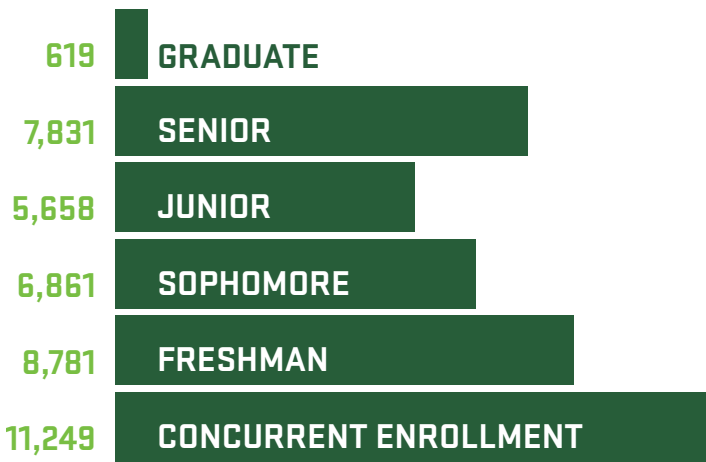
Top 10 Bachelor Majors

- | Rank | Major | Last Year's Rank |
|------|---|------------------|
| 1 | Business Management | 1 |
| 2 | Psychology | 2 |
| 3 | Biology | 4 |
| 4 | Computer Science | 3 |
| 5 | Exercise Science/
Outdoor Recreation | 5 |
| 6 | Elementary Education | 4 |
| 7 | Communication | 6 |
| 8 | Accounting | 8 |
| 9 | Professional Pilot | 16 |
| 10 | Marketing | 9 |


Colleges by Major



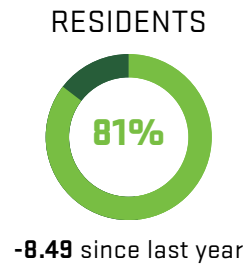
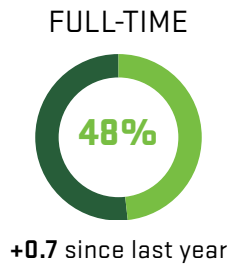
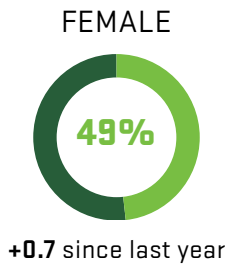
Class Level



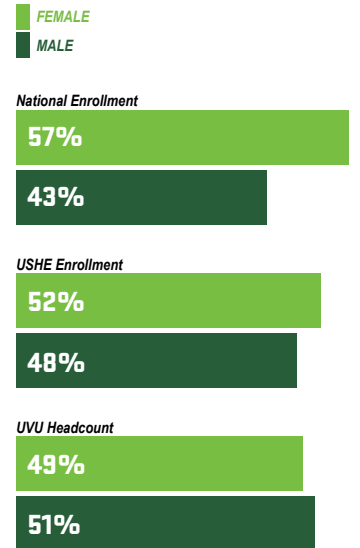
Intended Degree (Excludes CE)



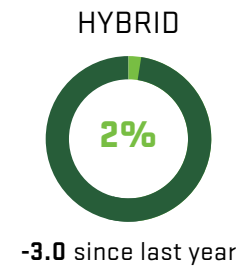
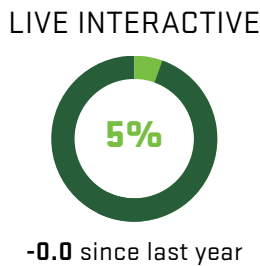
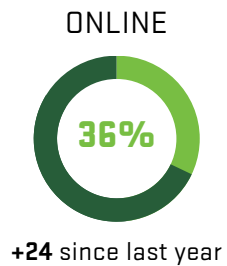
Student Profile



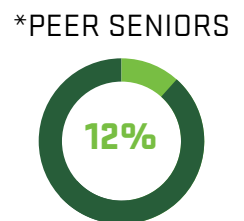
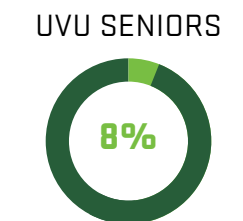
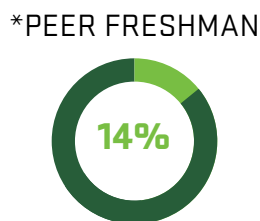
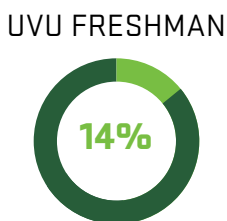
College Enrollment by Gender - Fall 2020



Student by Delivery Mode



Percent of LGBTQ+ or Unsure by Class Standing



*National universities similar in enrollment