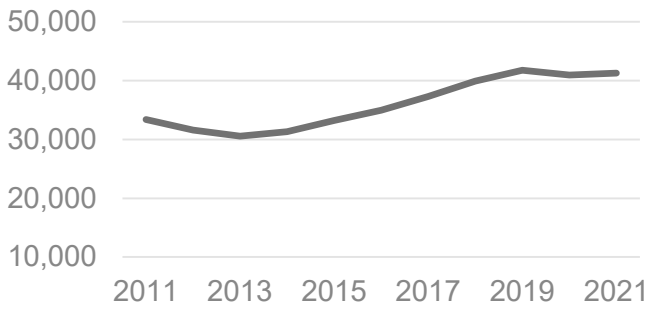
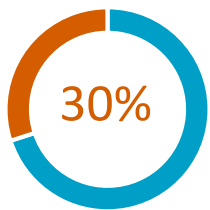


### Fall Headcount 10-year Trend



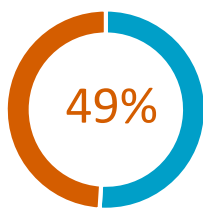
Fall 2021 Headcount	Fall 2021 FTE (Full-time Equivalent)
41,262	26,789.57
0.80% increase	1.52% decrease

#### High School Students



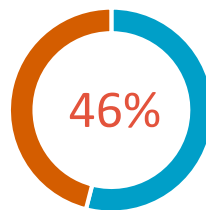
+2 since last year

#### Female



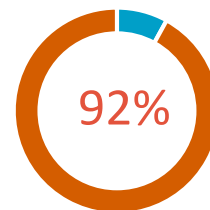
No change since last year

#### Full-time



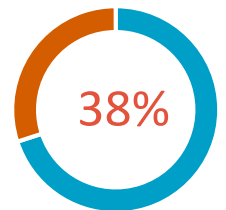
-2 since last year

#### Resident



No change since last year

#### First - Generation



+1 since last year

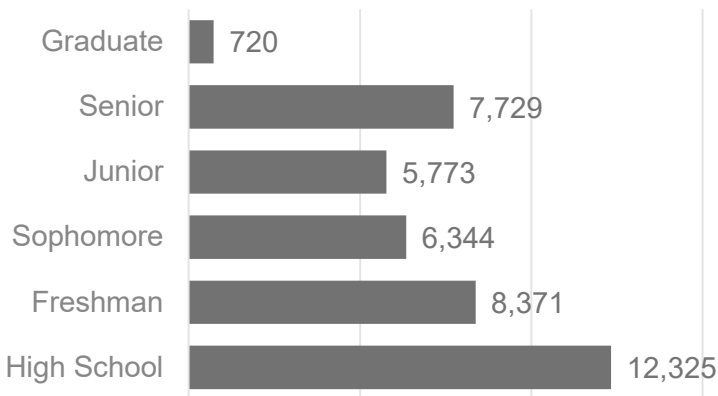
### Top 10 Majors

	Last Year's Rank
1 Psychology	2
2 Business Management	1
3 Biology	3
4 Computer Science	4
5 Exercise Science and Outdoor Recreation	5
6 Art and Design	7
7 Elementary Education	6
8 Accounting	9
9 Finance	11
10 Marketing	10

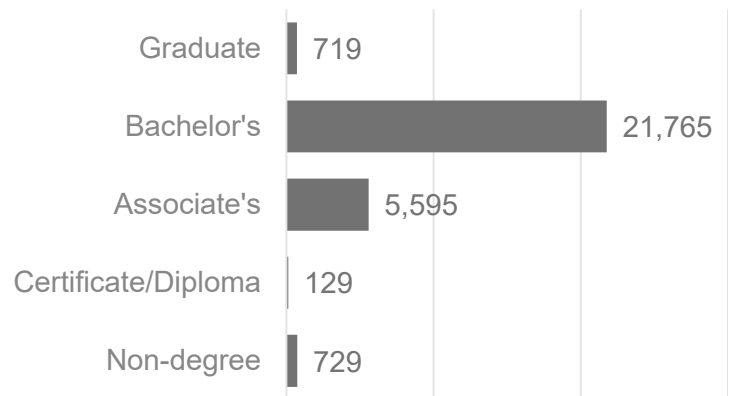
### College of Major

School of Education	1,485
School of the Arts	1,804
College of Health & Public Service	2,150
College of Science	2,755
University College	4,028
Woodbury School of Business	5,188
College of Humanities & Social Sciences	5,375
College of Engineering & Technology	6,165
Academic Affairs	12,312

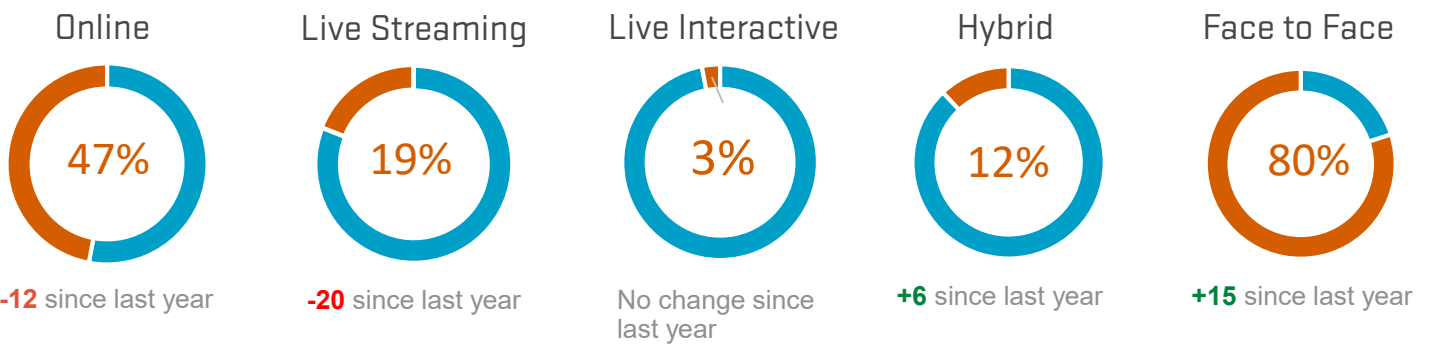
### Class Level



### Degree Intent (Excludes High School Students)



### Students by Course Modality\*



### Enrollment Projections

