

Marital Status



58% of students reported that they were single.
36% of students reported that they were married.
6% of students reported other.

Children



15% of students reported that they have children 18 years old or younger living at home.

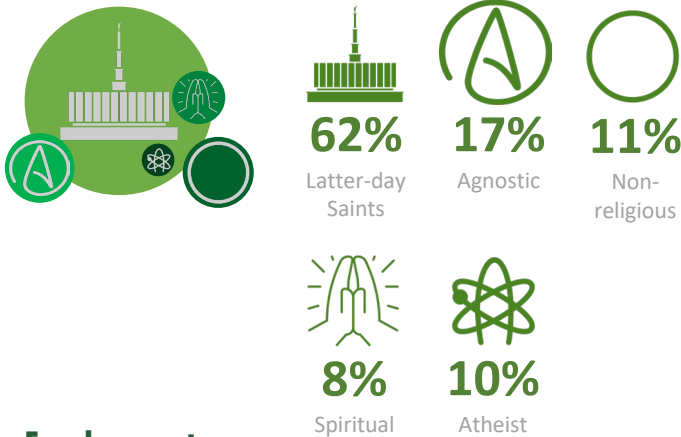
Student Pride



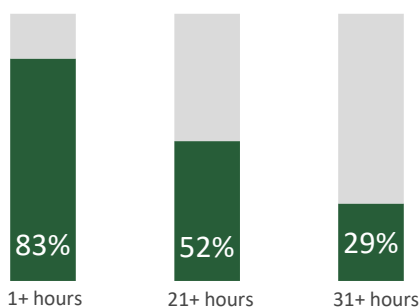
■ Excellent ■ Good ■ Neutral ■ Poor ■ Very Poor
90% of students reported their experience at UVU was **"Excellent"** or **"Good"**.
3% of students reported their experience at UVU was **"Poor"** or **"Very Poor"**.

47% of students reported their student pride was **"Very High"** or **"High"**.
16% of students reported their student pride was **"Low"** or **"Very Low"**.

Worldview



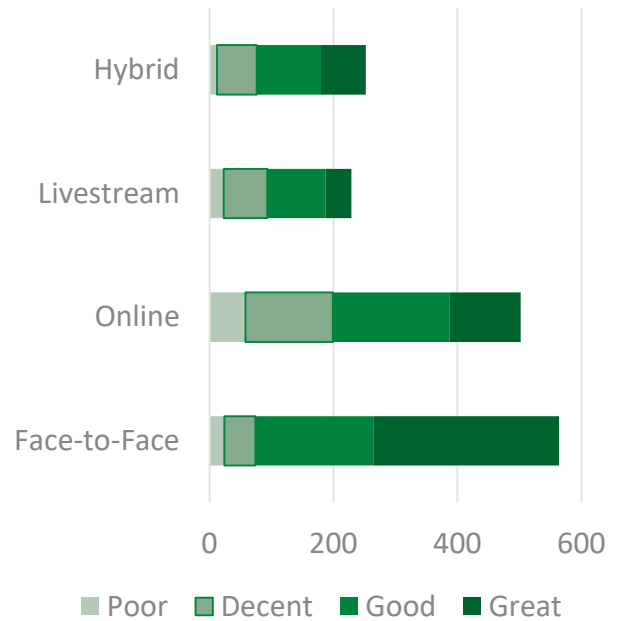
Employment



Percent of students who work at least the given number of hours per week.

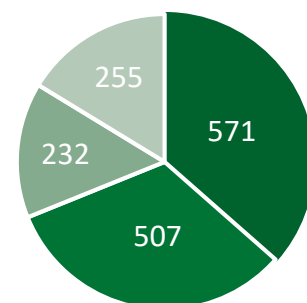
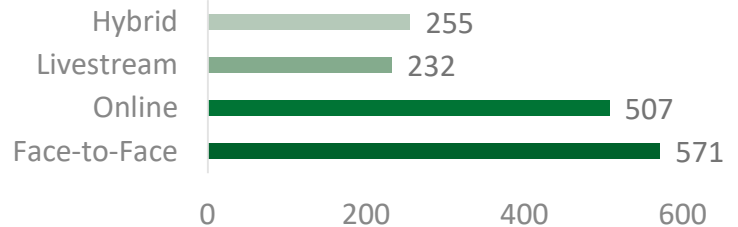
Perceptions of Course Quality

Please rate the quality of courses over the past year:



Participation in Courses

Proportion of students who have taken face-to-face, online, livestream, or hybrid courses.



■ Face-to-Face ■ Online ■ Livestream ■ Hybrid