

2020 Non-Returning Student Survey

Institutional Research attempted to contact all degree-seeking, new-to-UVU students from the 2019-20 academic year who did not return to UVU for the Fall 2020 semester (and who did not graduate). This survey was conducted by phone between October 19 and November 20, 2020.

We spoke with 965 of the 4,330 students whom we attempted to contact, which gives us a 22.3% response rate and a 2.8% margin of error. We spoke with another 1,068 parents or other adults speaking on behalf of the students, but only asked this group about post-UVU activities which are presented on page 2 (47.0% response rate and 1.6% margin of error).

Key Findings

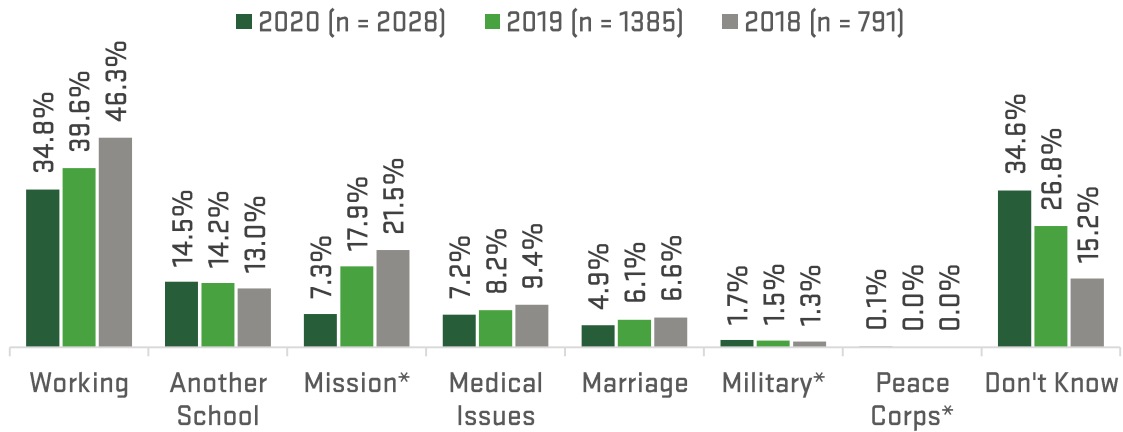
- The most popular activities that non-returning students were doing instead of attending UVU were working (34.8%) or attending another school (14.5%). The percentage of non-returning students who were serving religious missions dropped from 17.9% in 2019 to 7.3% in 2020.
- The most popular reason why students chose not to return was disliking online classes (45.0%). The next most popular reason that wasn't related to course delivery method was that they could not afford to attend college (29.1%).
- 42.2% of non-returning students said that COVID-19 had a great or moderate contribution on their decision to not attend UVU. 37.7% said it had no contribution.
- 38.2% of non-returning students said that they plan on returning to UVU sometime in 2021.
- The most popular ways that non-returning students paid for college were work (32.9%), grants or scholarships (31.2%), and savings (29.3%).
- 63.4% of non-returning students said there was nothing that UVU could have done to help them return for the Fall 2020 semester.

Table of Contents

2. Post-UVU Activities and Reasons for Leaving
3. Financial Concerns
5. COVID-19
6. Peer Mentors
7. Paying for School and Financial Aid
9. Educational Environment

Post-UVU Activities

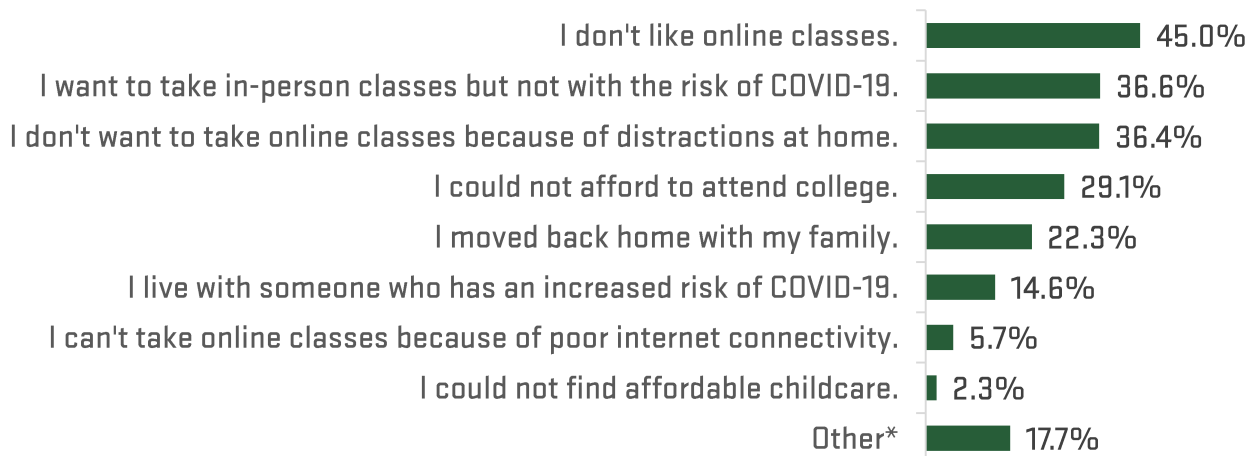
Students and Parents Combined, Multiple Responses Allowed



*When speaking with parents or other adults, we only ask specifically about these items.

Reasons for Not Returning to UVU

Multiple Responses Allowed, n = 959



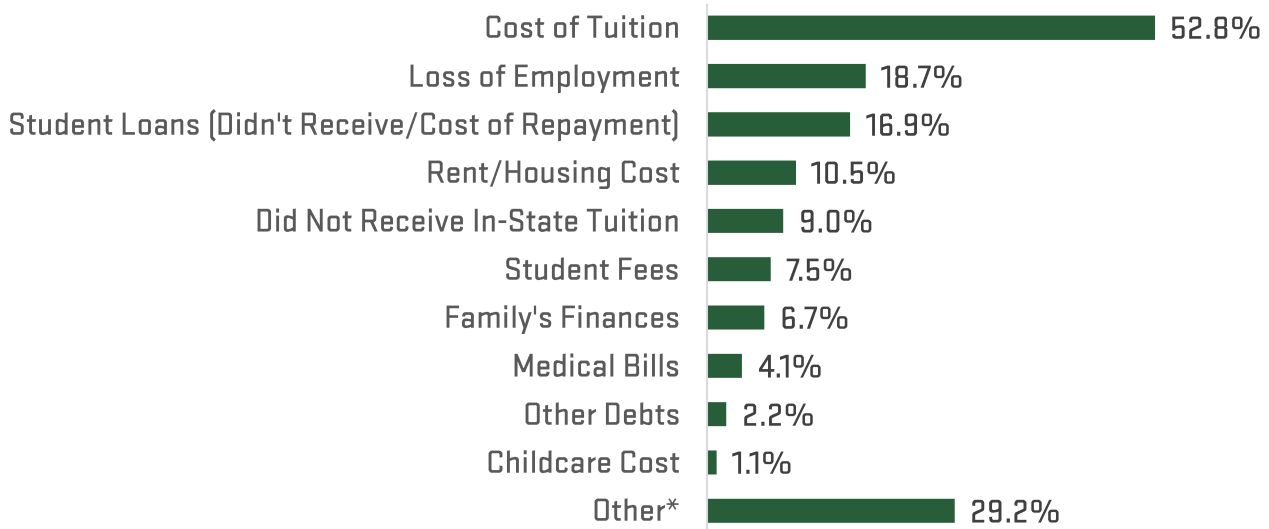
*Most commonly mentioned "Other" reasons for not returning to UVU:

- Taking a Break (20 responses)
- Residency Issues (13)
- Didn't Like UVU (12)
- Moved to Another Area (11)
- Unsure About the Value of a Degree (10)

Questions on this page were only asked of students who cited “I could not afford to attend college” as a reason for not returning to UVU.

"What financial reasons were important in your decision to not attend UVU this Fall semester?"

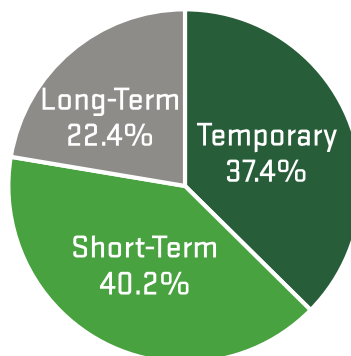
Multiple Responses Allowed, n = 267



***Most commonly mentioned “Other” financial concerns:**

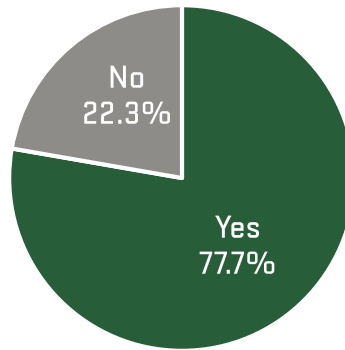
- No Scholarships (16 responses)
- Want to Contribute to Savings (13)
- Didn't Have Enough Money (9)
- Didn't Want to Go Into Debt (6)

“Do you think these financial reasons will be...?” (n = 246)



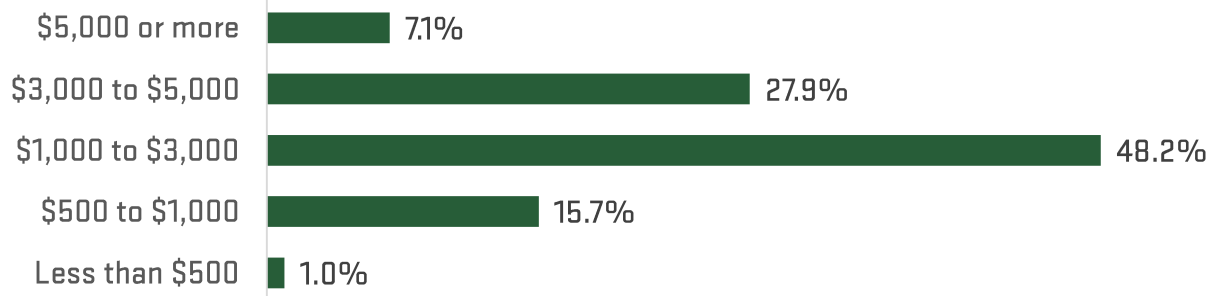
Questions on this page were only asked of students who cited “I could not afford to attend college” as a reason for not returning to UVU.

“Would financial assistance have made a difference in your decision to attend UVU this Fall semester?” (n = 256)



“What amount per semester would have affected your decision to attend Fall semester?”

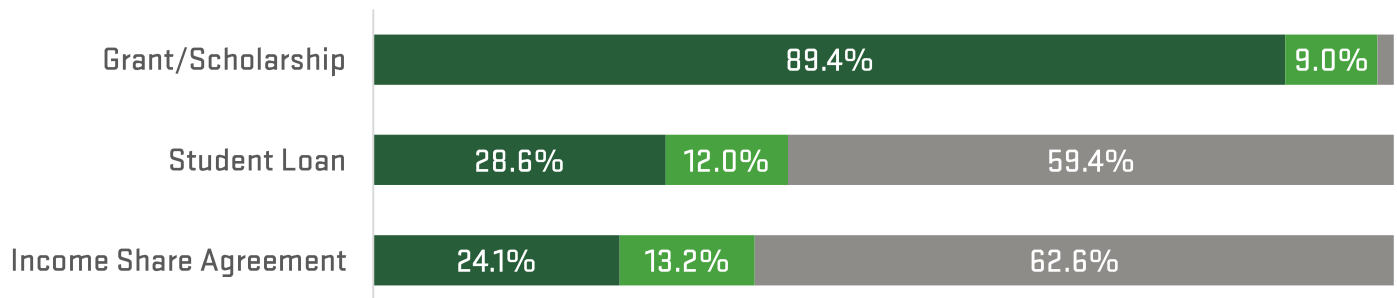
Only asked of students who indicated that financial assistance would have made a difference. (n = 197)



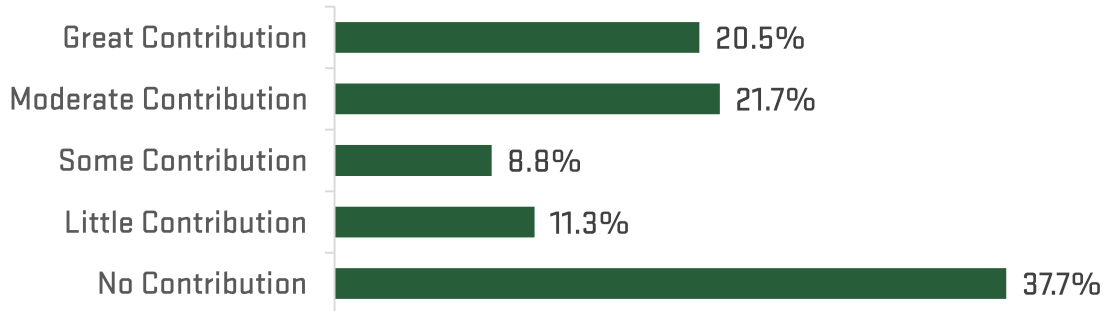
“Would you accept part or all of the assistance as...?”

Only asked of students who indicated that financial assistance would have made a difference. (n = 199)

■ Yes ■ Maybe ■ No



"How much did COVID-19 precautions or events contribute to your decision to not attend UVU this Fall semester?" (n = 951)

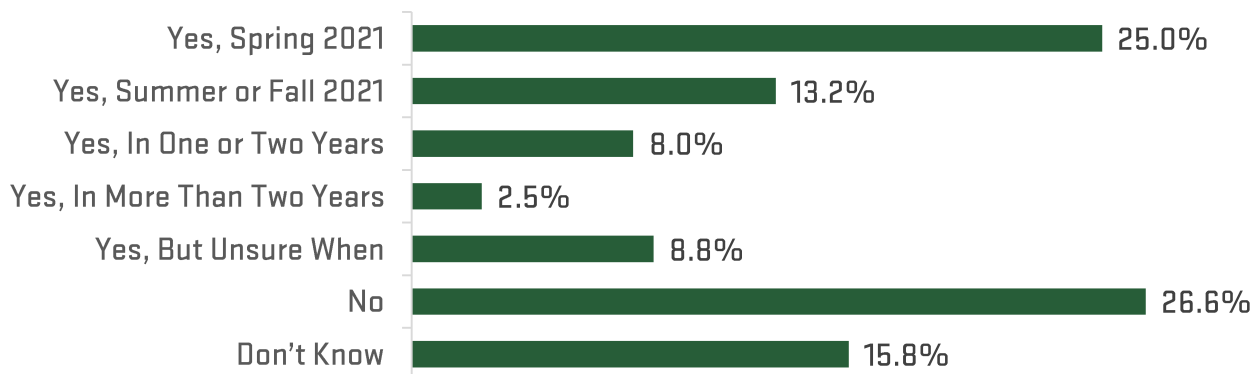


Most Common Categories of Responses to "What were the COVID precautions or events that contributed to your decision to not attend?"

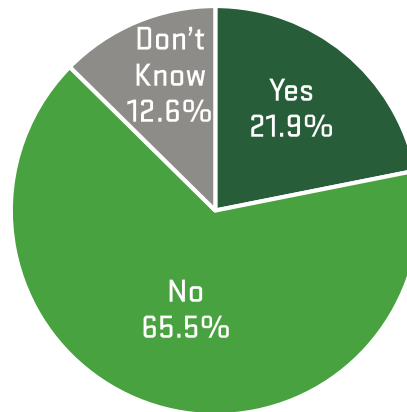
Open Response, n = 458

Prefer In-Person Classes	46.1%	Dislike Restrictions (Masks)	5.7%
Nervous About Infection	17.9%	"Everything"/ "All of It"	4.1%
Live/Interact with High-Risk Persons	15.1%	Need to Work	3.9%
Financial Complications	7.2%	Moved Back Home	3.3%

"Do you plan to attend UVU in the future? If yes, when?" (n = 947)

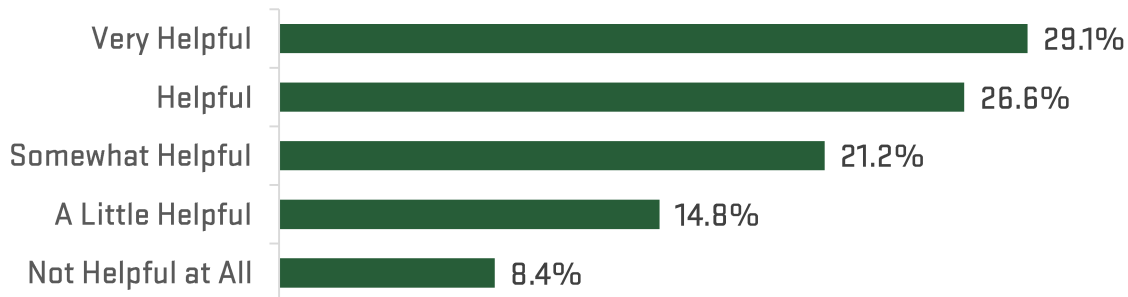


"During your first year at UVU, were you assigned a peer mentor?" (n = 928)



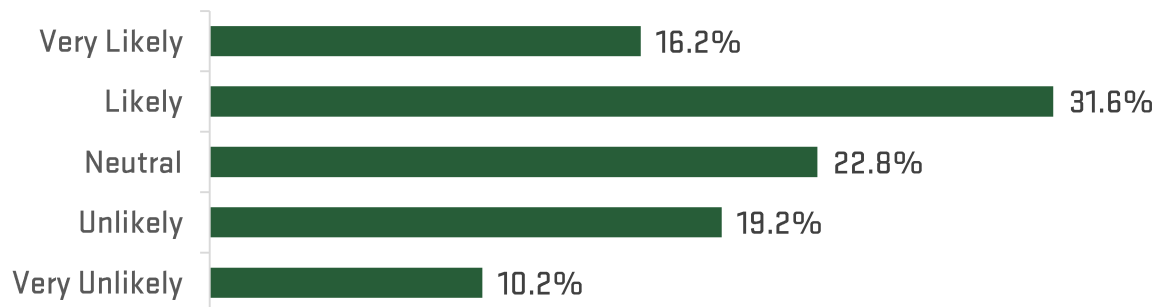
"How helpful was your peer mentor in increasing your sense of belonging at UVU?"

Only asked of students who indicated they had been assigned a peer mentor. (n = 203)



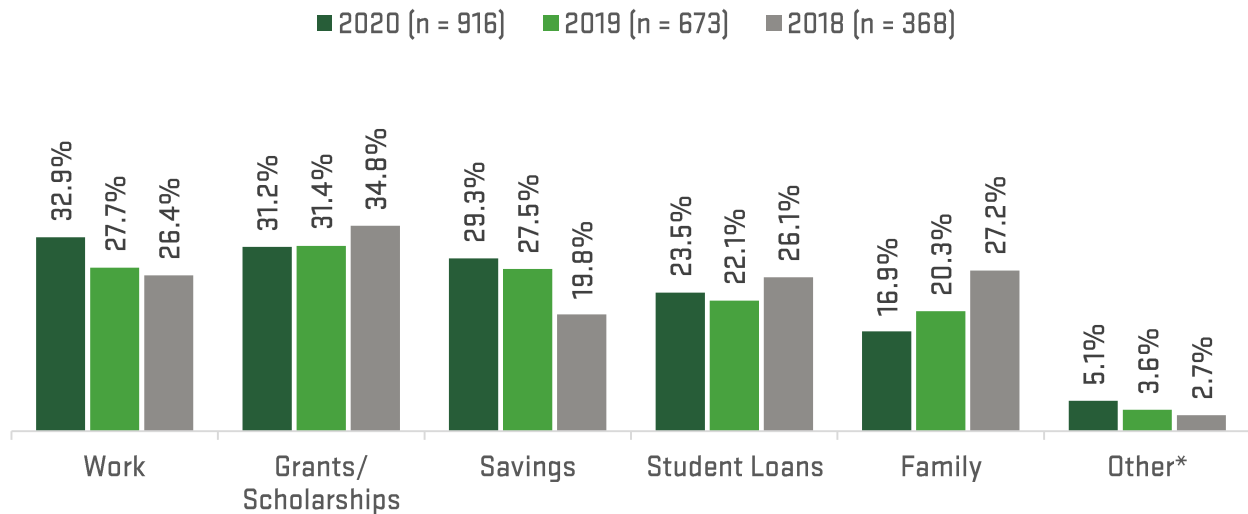
"If you had been assigned a peer mentor, how likely would you have been to reach out to them?"

Only asked of students who DID NOT indicate they had been assigned a peer mentor. (n = 724)



"How did you finance your first year of schooling at UVU?"

Multiple Responses Allowed

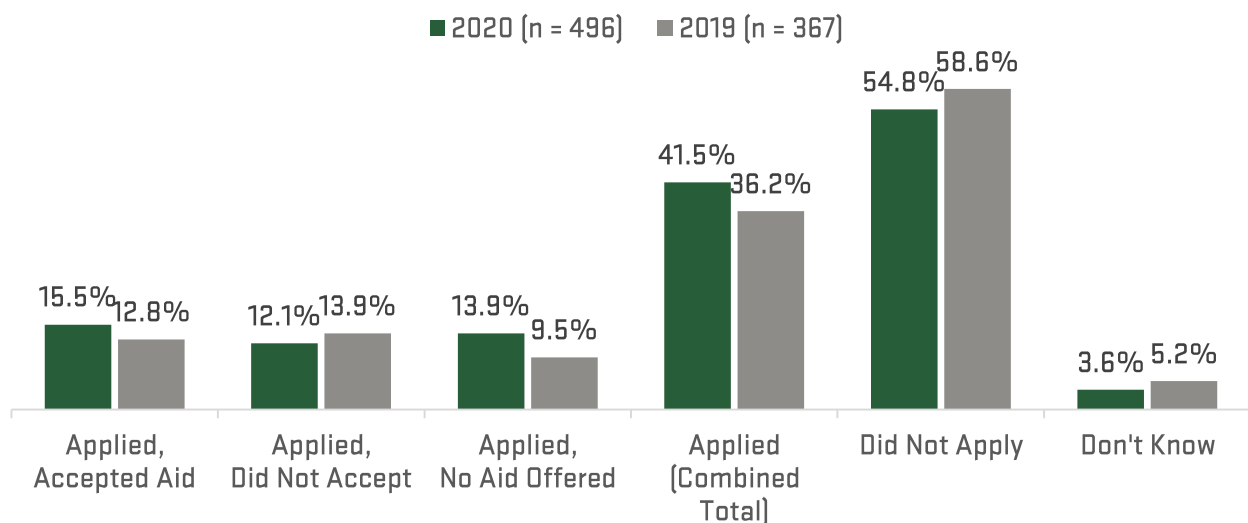


*Most commonly mentioned "Other" ways of paying for UVU:

- Military/GI Bill (23 responses)
- Employee Tuition Waiver (7)
- Vocational Rehab (7)

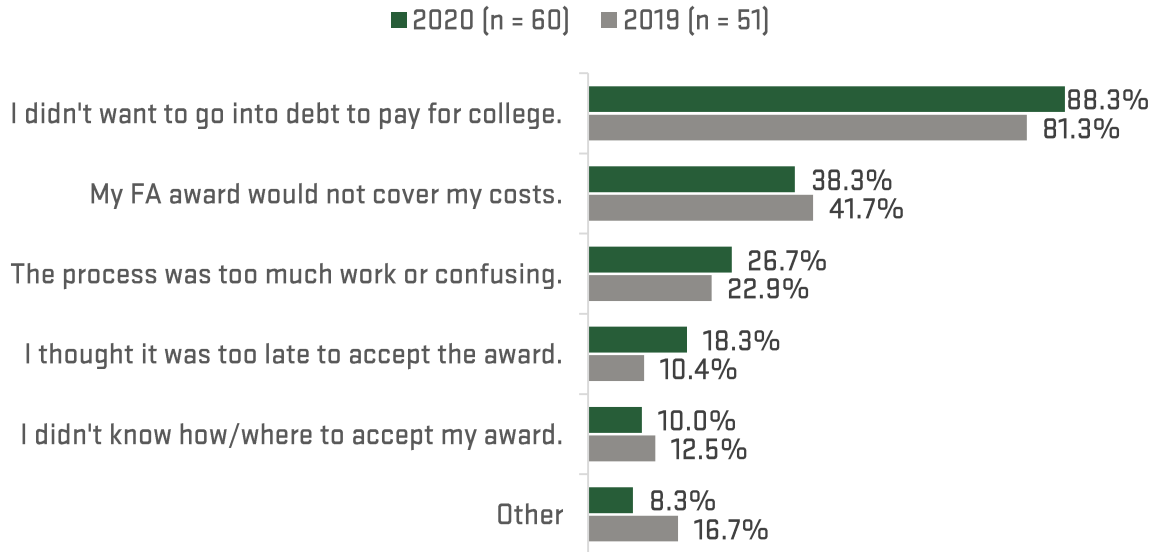
"Did you apply for and accept any financial aid?"

Only asked of students who DID NOT use financial aid to pay for school.



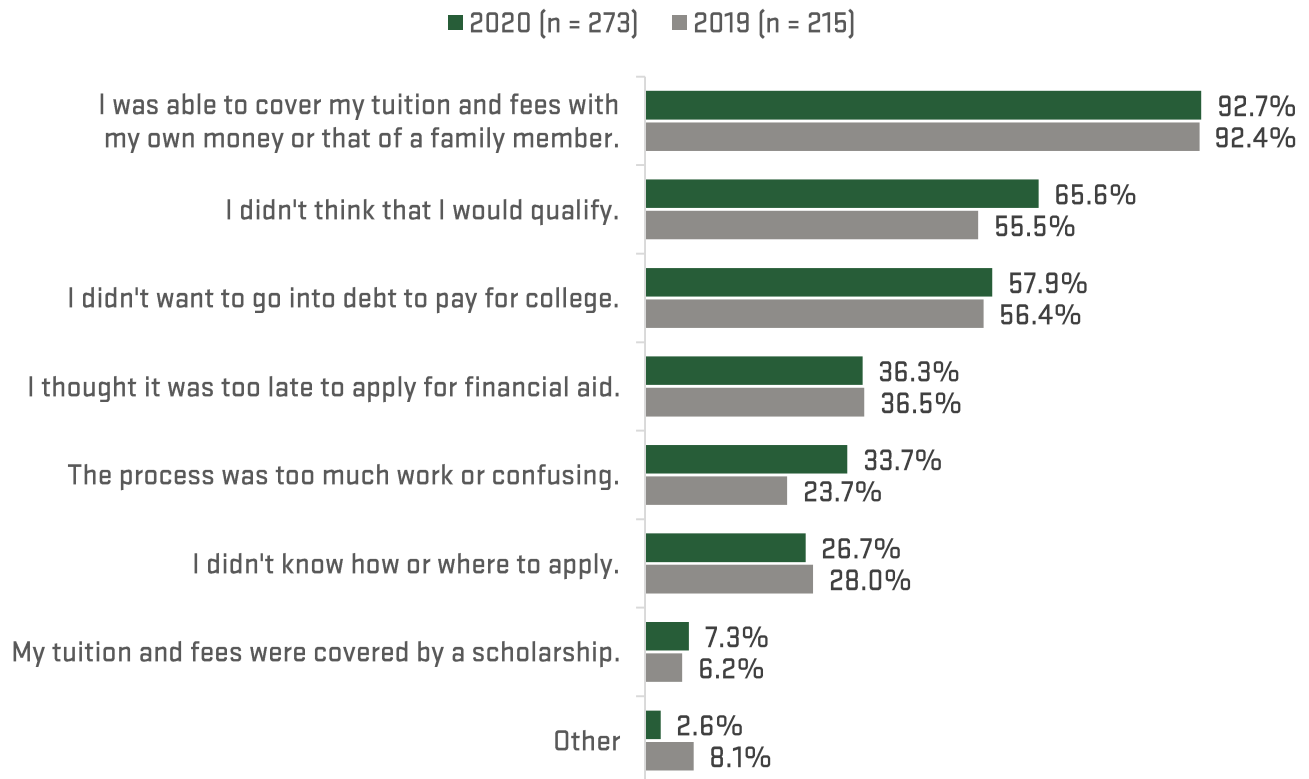
"Why didn't you accept your financial aid award?"

Only asked of students who DID NOT use financial aid to pay for school, and who applied for financial aid but did not accept it. Multiple Responses Allowed



"Why didn't you apply for financial aid?"

Only asked of students who DID NOT use financial aid to pay for school, and who DID NOT apply for financial aid. Multiple Responses Allowed

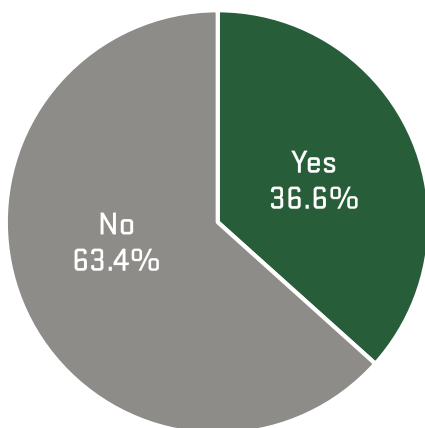


Percentage of Students Who Agree or Strongly Agree with Each Statement

Excludes "Does Not Apply," n = 935

I received enough communication from UVU about COVID-19 and Fall semester.	78.6%
I would have attended Fall semester if there had been more classes that combine in-person and online learning.	30.2%
I would have attended Fall semester if there had been more online classes.	9.4%
I would have attended Fall semester if there had been more in-person classes.	38.1%
I would like more class interaction during an in-person class.	59.5%
I would like more class interaction during an online class.	50.3%
During my first year at UVU, I found many opportunities to socialize outside of class.	62.2%
I would like more online interaction with other UVU students outside of class.	27.6%
I would like more in-person interaction with other UVU students outside of class.	55.0%

"Is there anything that UVU could have done to help you return?" (n = 925)



Most Common Responses to "What could UVU have done?"

Open Response, n = 245

More In-Person Classes	22.9%
Scholarship/Grant	16.7%
Financial Aid (More/Help with)	14.3%
Better Communication	6.1%
Lower Tuition	5.3%
Specific Class/Major	5.3%
Residency (In-State Tuition)	4.1%
Help from Advisors	4.1%
Better Teachers	4.1%
Mental Health Counseling	3.7%