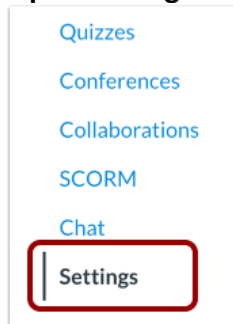


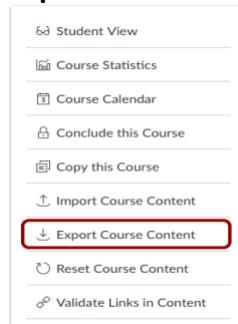
Archive Your Older Canvas Course

Step #1 Back-up Course

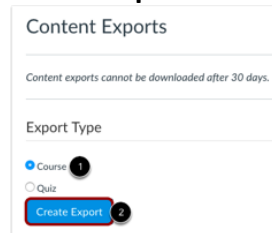
Open Settings



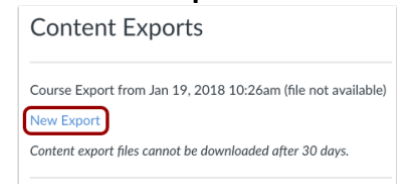
Export Course



Create Export



Download Export



For more details visit [Canvas Export Guide](#)

Step #2 Save Course Export Package

While Box is the recommended method, you can save the course export using a file storage method of your choice.



For more details visit [UVU Box](#)

Tips

Restoring an Archived Course

Complete the following steps to [import the course back into Canvas](#) as needed.

Instructure Canvas 24/7 Support

[Live Chat Now](#) / support@instructure.com

UVU Office of Teaching & Learning Support

801-863-8255 / otllab@uvu.edu