



Get data for one institution

I want to... ▾

1. INSTITUTION SEARCH

2. SELECT INSTITUTION

3. VIEW DATA

[New Search](#)

**Step 1. Institution Search** ([Redefine Search Criteria](#))

**Step 2. Select Institution** ([Search Result](#))

**Step 3. View Data**

**Search Criteria**

- Institution name: 'utah valley university'
- Institution City: 'orem'
- Institution State: 'UT'

**Utah Valley University**

**Unit ID: 230737**

**General Information**

800 W University Parkway  
Orem, UT 84058-5999  
Phone: 801-863-8000

**Athletic Department Information**

**Director:** Vincent Otoupal  
800 W University Parkway  
Orem, UT 84058-5999

**Number of Full-time Undergraduates:** 15,540

**Men:** 8,647

**Women:** 6,893

**Reporting Year:** 7/1/2014 - 6/30/2015

**Reporting Official:** Nikki Scott

**Title:** Associate Athletic Director, Finance & Business

**Phone:** 801-863-8819

**Sanctioning Body:** NCAA Division I-AAA

[Participants](#)

| [Coaching Staff and Salaries](#)

| [Revenues and Expenses](#)

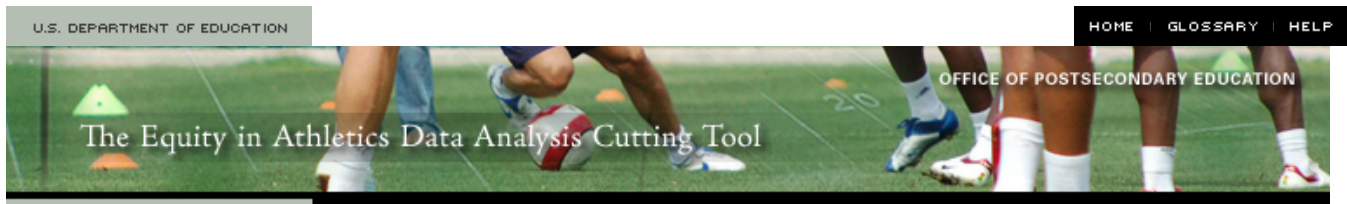
| [Supplemental Info](#)

**Athletics Participation**

Varsity Teams	Number of participants as of the day of the first scheduled contest	
	Men's Teams	Women's Teams
Baseball	34	
Basketball	19	13
All Track Combined	147	138
Golf	12	11
Soccer	36	32
Softball		25
Volleyball		18
Wrestling	32	
Total Participants Men's and Women's Teams	280	237
Unduplicated Count of Participants (Number of individuals who participated on at least one varsity team.)	197	160
CAVEAT		

# Athletics Participation

[OPE Home](#) | [Information for Students](#) | [Planning for College](#) | [Policy](#) | [Student Aid Professionals](#) | [Equity in Athletics Disclosure Act Home](#) | [OPE Program Data](#)



Get data for one institution

I want to... ▾

- 1. INSTITUTION SEARCH
- 2. SELECT INSTITUTION
- 3. VIEW DATA

[New Search](#)

- Step 1. Institution Search** ([Redefine Search Criteria](#))  
**Step 2. Select Institution** ([Search Result](#))  
**Step 3. View Data**

**Search Criteria**

- Institution name: 'utah valley university'
- Institution City: 'orem'
- Institution State: 'UT'

**Utah Valley University**

**Unit ID: 230737**

**General Information**

800 W University Parkway  
 Orem, UT 84058-5999  
 Phone: 801-863-8000

**Athletic Department Information**

**Director:** Vincent Otoupal  
 800 W University Parkway  
 Orem, UT 84058-5999

**Number of Full-time Undergraduates:** 15,540  
**Men:** 8,647  
**Women:** 6,893

**Reporting Year:** 7/1/2014 - 6/30/2015  
**Reporting Official:** Nikki Scott  
**Title:** Associate Athletic Director, Finance & Business  
**Phone:** 801-863-8819  
**Sanctioning Body:** NCAA Division I-AAA

[Participants](#) | [Coaching Staff and Salaries](#) | [Revenues and Expenses](#) | [Supplemental Info](#)

**Head Coaches - Men's Teams**

Varsity Teams	Male Head Coaches				Female Head Coaches				Total Head Coaches
	Assigned to Team on a Full-Time Basis	Assigned to Team on a Part-Time Basis	Full-Time Institution Employee	Part-Time Institution Employee or Volunteer	Assigned to Team on a Full-Time Basis	Assigned to Team on a Part-Time Basis	Full-Time Institution Employee	Part-Time Institution Employee or Volunteer	
Baseball	1		1						1
Basketball	1		1						1
All Track Combined		1	1						1
Golf	1		1						1
Soccer	1		1						1
Wrestling	1		1						1
Coaching Position Totals	5	1	6	0	0	0	0	0	6

CAVEAT

**Head Coaches - Women's Teams**

Varsity Teams	Male Head Coaches			Female Head Coaches		
	Assigned to Team	Assigned to Team	Part-Time Institution	Assigned to Team	Assigned to Team	Part-Time Institution

## Coaching Staff and Salaries

	on a Full-Time Basis	on a Part-Time Basis	Full-Time Institution Employee	Employee or Volunteer	on a Full-Time Basis	on a Part-Time Basis	Full-Time Institution Employee	Employee or Volunteer	Total Head Coaches
Basketball					1		1		1
All Track Combined		1	1						1
Golf					1		1		1
Soccer	1		1						1
Softball					1		1		1
Volleyball	1		1						1
Coaching Position Totals	2	1	3	0	3	0	3	0	6

CAVEAT

### Head Coaches' Salaries

	Men's Teams	Women's Teams
Average Annual Institutional Salary per Head Coach	\$106,546	\$74,154
Number of Head Coaches Included in Average	6	6
Average Annual Institutional Salary per FTE	\$116,232	\$80,895
Number of FTEs Included in Average	5.50	5.50

CAVEAT

### Assistant Coaches - Men's Teams

Varsity Teams	Male Assistant Coaches				Female Assistant Coaches				Total Assistant Coaches
	Assigned to Team on a Full-Time Basis	Assigned to Team on a Part-Time Basis	Full-Time Institution Employee	Part-Time Institution Employee or Volunteer	Assigned to Team on a Full-Time Basis	Assigned to Team on a Part-Time Basis	Full-Time Institution Employee	Part-Time Institution Employee or Volunteer	
Baseball	2	1	2	1					3
Basketball	3		3						3
All Track Combined		4	2	2					4
Golf	0	1	0	1					1
Soccer	1	1	1	1					2
Wrestling	2	1	2	1					3
Coaching Position Totals	8	8	10	6	0	0	0	0	16

CAVEAT

### Assistant Coaches - Women's Teams

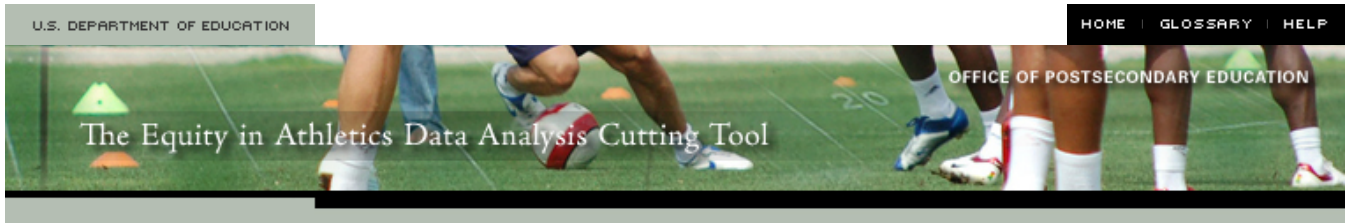
Varsity Teams	Male Assistant Coaches				Female Assistant Coaches				Total Assistant Coaches
	Assigned to Team on a Full-Time Basis	Assigned to Team on a Part-Time Basis	Full-Time Institution Employee	Part-Time Institution Employee or Volunteer	Assigned to Team on a Full-Time Basis	Assigned to Team on a Part-Time Basis	Full-Time Institution Employee	Part-Time Institution Employee or Volunteer	
Basketball	1	1	1	1	1	1	1	1	4
All Track Combined		4	2	2					4
Golf		1		1					1
Soccer					1	1	1	1	2
Softball	1		1			1		1	2
Volleyball	1	1	1	1					2

# Coaching Staff and Salaries

Coaching Position Totals	3	7	5	5	2	3	2	3	15
CAVEAT									

## Assistant Coaches' Salaries

	Men's Teams	Women's Teams
Average Annual Institutional Salary per Assistant Coach	\$41,949	\$35,211
Number of Assistant Coaches Included in Average	11	11
Average Annual Institutional Salary per FTE	\$43,947	\$45,567
Number of FTEs Included in Average	10.50	8.50
CAVEAT		



Get data for one institution

I want to... ▾

1. INSTITUTION SEARCH

2. SELECT INSTITUTION

3. VIEW DATA

[New Search](#)

**Step 1. Institution Search** ([Redefine Search Criteria](#))

**Step 2. Select Institution** ([Search Result](#))

**Step 3. View Data**

**Search Criteria**

- Institution name: 'utah valley university'
- Institution City: 'orem'
- Institution State: 'UT'

**Utah Valley University**

**Unit ID: 230737**

**General Information**

800 W University Parkway  
Orem, UT 84058-5999  
Phone: 801-863-8000

**Athletic Department Information**

**Director:** Vincent Otoupal  
800 W University Parkway  
Orem, UT 84058-5999

**Number of Full-time Undergraduates:** 15,540

**Men:** 8,647

**Women:** 6,893

**Reporting Year:** 7/1/2014 - 6/30/2015

**Reporting Official:** Nikki Scott

**Title:** Associate Athletic Director, Finance & Business

**Phone:** 801-863-8819

**Sanctioning Body:** NCAA Division I-AAA

[Participants](#) | [Coaching Staff and Salaries](#) | [Revenues and Expenses](#) | [Supplemental Info](#)

**Athletically Related Student Aid**

	Men's Teams	Women's Teams	Total
Total	\$1,000,760	\$1,083,531	\$2,084,291
Ratio (percent)	48	52	100%

CAVEAT

**Recruiting Expenses**

	Men's Teams	Women's Teams	Total
Total	\$121,322	\$74,717	\$196,039

CAVEAT

**Operating (Game-Day) Expenses by Team**

Varsity Teams	Men's Teams			Women's Teams			Total Operating Expenses
	Participants	Operating Expenses per Participant	By Team	Participants	Operating Expenses per Participant	By Team	
Basketball	19	\$17,330	\$329,271	13	\$15,746	\$204,694	\$533,965
Baseball	34	\$9,715	\$330,313				\$330,313

## Revenues and Expenses

All Track Combined	147	\$1,090	\$160,168	138	\$1,106	\$152,660	\$312,828
Golf	12	\$5,560	\$66,714	11	\$6,517	\$71,683	\$138,397
Soccer	36	\$5,568	\$200,441	32	\$4,979	\$159,326	\$359,767
Softball				25	\$7,321	\$183,025	\$183,025
Volleyball				18	\$7,044	\$126,785	\$126,785
Wrestling	32	\$4,265	\$136,464				\$136,464
Total Operating Expenses Men's and Women's Teams	280		\$1,223,371	237		\$898,173	\$2,121,544

CAVEAT

### Total Expenses by Team

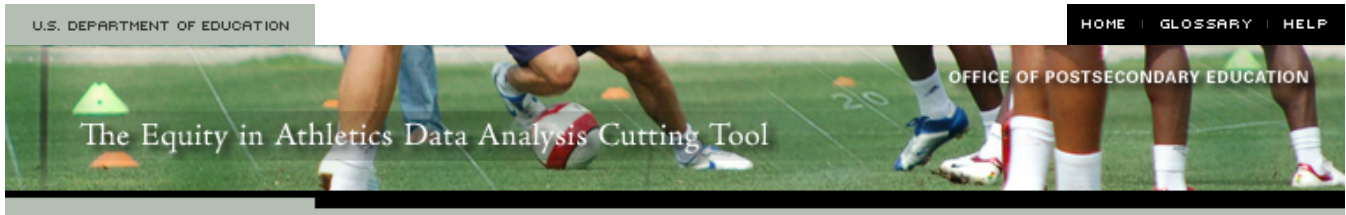
Varsity Teams	Men's Teams	Women's Teams	Total
Basketball	\$1,190,060	\$742,194	\$1,932,254
Total Expenses of all Sports, Except Football and Basketball, Combined	\$2,602,187	\$2,280,329	\$4,882,516
Total Expenses Men's and Women's Teams	\$3,792,247	\$3,022,523	\$6,814,770
Not Allocated by Gender/Sport			\$3,712,752
Grand Total Expenses			\$10,527,522

CAVEAT

### Total Revenues by Team

Varsity Teams	Men's Teams	Women's Teams	Total
Basketball	\$1,378,924	\$755,694	\$2,134,618
Total Revenues of all Sports, Except Football and Basketball, Combined	\$2,619,687	\$2,290,373	\$4,910,060
Total Revenues Men's and Women's Teams	\$3,998,611	\$3,046,067	\$7,044,678
Not Allocated by Gender/Sport			\$3,482,844
Grand Total for all Teams (includes by team and not allocated by gender/sport)			\$10,527,522

CAVEAT



Get data for one institution

I want to...

1. INSTITUTION SEARCH

2. SELECT INSTITUTION

3. VIEW DATA

[New Search](#)

**Step 1. Institution Search** ([Redefine Search Criteria](#))

**Step 2. Select Institution** ([Search Result](#))

**Step 3. View Data**

**Search Criteria**

- Institution name: 'utah valley university'
- Institution City: 'orem'
- Institution State: 'UT'

**Utah Valley University**

**Unit ID: 230737**

**General Information**

800 W University Parkway  
Orem, UT 84058-5999  
Phone: 801-863-8000

**Number of Full-time Undergraduates:** 15,540

**Men:** 8,647

**Women:** 6,893

**Athletic Department Information**

**Director:** Vincent Otoupal  
800 W University Parkway  
Orem, UT 84058-5999

**Reporting Year:** 7/1/2014 - 6/30/2015

**Reporting Official:** Nikki Scott

**Title:** Associate Athletic Director, Finance & Business

**Phone:** 801-863-8819

**Sanctioning Body:** NCAA Division I-AAA

[Participants](#)

| [Coaching Staff and Salaries](#)

| [Revenues and Expenses](#)

| [Supplemental Info](#)