

CYBR 1700 Cybersecurity Essentials



Instructor Contact Information

Dr. Kodey Crandall

[UVU Profile \(https://www.uvu.edu/directory/employee/?id=Y0IYTmsxam9SYTFVUnY3eUdZVjBsUT09\)](https://www.uvu.edu/directory/employee/?id=Y0IYTmsxam9SYTFVUnY3eUdZVjBsUT09)

[Instructor Information \(https://uvu.instructure.com/courses/610618/pages/instructor-information\)](https://uvu.instructure.com/courses/610618/pages/instructor-information)

[\(https://www.uvu.edu/directory/employee/?id=Y0IYTmsxam9SYTFVUnY3eUdZVjBsUT09\)](https://www.uvu.edu/directory/employee/?id=Y0IYTmsxam9SYTFVUnY3eUdZVjBsUT09)

Course Description

Introduces cybersecurity and its essential role in society in a nontechnical way. Explores cybersecurity topics, including protecting accounts, securing data, and avoiding phishing scams. Discusses current hacking and cybersecurity events. Identifies best practices for personal cybersecurity. Provides basic introduction to cybersecurity tools.

Prerequisite(s): None

How this course fulfills UVU graduation requirements:

- **Is this a GE course? Yes**
- **This course is referenced in the following programs:**
 - Information Management, B.S. - Elective
 - Homeland Security, Minor - Elective

Course Outcomes

Upon successful completion of this course, students will be able to:

1. Explain common cybersecurity terms, such as authentication, encryption, and hacking.
2. Describe cybersecurity threats including malware and identity theft.
3. Demonstrate common cyberattacks and countermeasures.
4. Outline techniques for strong authentication mechanisms.
5. Identify personally identifiable information (PII) and other sensitive data.

Generative AI Usage

The incorporation of generative artificial intelligence (AI) tools and technologies is encouraged to enhance the learning experience and facilitate the learning process. Generative AI refers to computer systems capable of producing creative outputs, such as text, images, video, or other content, based on patterns and data provided to them.



Acceptable Use:

- Students are encouraged to engage with generative AI tools responsibly and ethically, adhering to the principles of academic integrity.
- The use of generative AI for assistance in understanding course concepts, brainstorming ideas, or enhancing creativity within the scope of assignments is permissible.
- However, the direct use of generative AI to complete graded assignments or assessments is not allowed unless explicitly stated in the assignment instructions.

Academic Integrity:

- Plagiarism, including the use of generative AI to generate content without proper attribution, is a violation of academic integrity. Any instance of plagiarism will be addressed according to the university's academic policies.

Attribution:

- If generative AI tools are used to assist in the creation of any content submitted for assessment, students must clearly acknowledge and attribute the use of such tools in their work.

Learning Opportunity:

- Engaging with generative AI can provide valuable insights into emerging technologies. The responsible use of these tools aligns with the development of critical thinking and ethical decision-making skills.

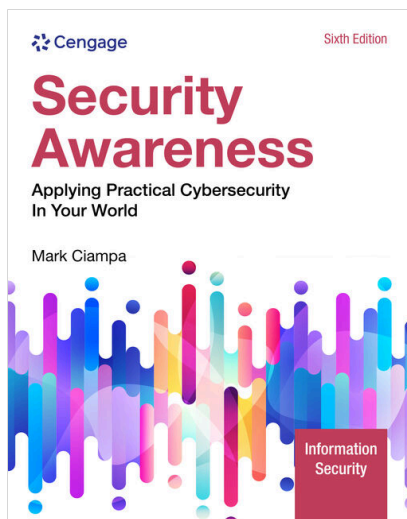
Discussion and Questions:

- Feel free to ask questions about the appropriate use of generative AI in this course. Open discussions on the ethical considerations and implications of AI are encouraged.

By enrolling in this course, you acknowledge and agree to adhere to the guidelines outlined in this statement regarding the use of generative AI.

Materials, Fees, and Technology Tools

This textbook is required for the course:

Security Awareness: Applying Practical Cybersecurity in Your World

by Mark Ciampa | 6th Edition | Copyright 2024



How This Course Works

Course Mode: ONLINE


It's critical that all of us can access and learn from the course materials. I've attempted to make all materials accessible, but I encourage you to let me know what more I can do to support your learning.

It is important that we build a community and get to know each other to strengthen learning in this course. I've created several Canvas Discussions where you can participate by answering questions about the course outcomes. Assignments and projects will help you build your knowledge and skills, and exams/quizzes will assess your understanding.

Description of how the course works:

You will participate in the course using CANVAS. The format for the course involves lectures, presentations, video recordings, demonstrations, & hands-on learning activities, and assignments. Time will be devoted to addressing key issues, clarifying points, discussing cases, and reviewing solutions to some assignments. Students are expected to assume an active role in their education and learning.

Student Responsibilities:

- Be accountable by setting aside regular time each week to complete course activities and assignments on time as noted per the due dates.
- Learn how to use Canvas, including other communication tools (e.g., discussion, Canvas inbox, etc.). If you have technology-related problems, contact the [Service Desk \(https://www.uvu.edu/servicedesk\)](https://www.uvu.edu/servicedesk).
- Abide by ethical standards. Your work must be your own.
- Contact your instructor as early as possible if an emergency arises. Do NOT wait until the last minute to ask for an extension.
- [Student Grievances](https://www.uvu.edu/conflict-resolution/ombuds/index.html#:~:text=The%20Ombuds%20Office%20is%20a, strategies%20to%20address%20challenges%20effectively.)  (<https://www.uvu.edu/conflict-resolution/ombuds/index.html#:~:text=The%20Ombuds%20Office%20is%20a, strategies%20to%20address%20challenges%20effectively.>)

Instructor Responsibilities:

- Respond to emails within ONE business day. If multiple emails regarding the same question or concern are received, they may be responded to with an announcement to the entire class.
- Provide timely, meaningful, and constructive feedback on assignments.
- Facilitate an effective learning experience.
- Refer students to appropriate services for issues that are non-course content-specific. For instance, technical issues, writing labs, accessibility services, etc.
- Mentor students through the course.

For this three (3) **credit-hour** course students should expect to spend up to **9+ hours a week** completing course activities.

Grading and Late Work Statement

Grading Scale:

The following grading standards will be used in this class:

| Grade | Percent | Grade | Percent |
|-------|---------|-------|---------|
| A | 94-100 | C | 73-76 |
| A- | 90-93 | C- | 70-72 |



| Grade | Percent | Grade | Percent |
|-------|---------|-------|---------|
| B+ | 87-89 | D+ | 67-69 |
| B | 83-86 | D | 63-66 |
| B- | 80-82 | D- | 60-62 |
| C+ | 77-79 | E | 0-59 |

Grading Scale

Assignment Categories

| Activity | Percent |
|----------------|---------|
| Review Quizzes | 10 |
| Discussions | 20 |
| Module Quizzes | 10 |
| Hands-on Labs | 20 |
| Midterm Exam | 20 |
| Final Exam | 20 |

Assignment Categories

Late Work Statement: Other than exams, late work will be accepted up to a week late with a 25 percent penalty.

There are no make-up exams unless you have an approved excuse **prior to the due date**.

Assignment and Assessment Descriptions

Below is a breakdown of the different types of graded assignments in this course, based on the textbook *Security Awareness: Applying Practical Cybersecurity in Your World*.

Review Quizzes

Points: 20 points each

Attempts: 1 attempt only

Time Limit: No time limit

Each module includes a **Review Quiz** based on the end-of-chapter review questions in the textbook. You are **strongly encouraged to complete the questions before starting the quiz**. There is **no time limit**, but you will only have **one attempt**, so avoid leaving the quiz open too long to prevent technical issues.



Discussions

Points: 20 points each

Participation: Initial post required to view classmates' posts

Replies Required: Respond to at least 2 classmates

Discussions are based on **case studies** from the textbook and occur throughout the semester. Each discussion requires:

- An **initial post** that thoughtfully answers the prompt
- At least **two replies** to classmates that add value to the conversation

Grading is based on insight, clarity, and engagement.

? Module Quizzes

Points: 20 points each

Attempts: 2 (highest score is kept)

Time Limit: 15 minutes per attempt

Each module ends with a **Module Quiz** drawn from a test bank covering that module's content. Prepare carefully — you'll only have **15 minutes** to complete each attempt. **Only the highest score** will be recorded.

Hands-on Labs

Points: 15–20 points each

Attempts: One submission only

Every module includes one or more **Hands-on Projects** adapted from the textbook. These activities let you apply cybersecurity concepts in practical, real-world scenarios.

Please double-check your work before submitting — **only one attempt is allowed**.

Midterm Exam

Points: 100 points total (50 questions @ 2 pts each)

Attempts: 1 attempt only

Time Limit: Timed exam

The **Midterm Exam** will cover material from the first half of the course. It is a **multiple-choice quiz** with 50 questions. You'll have **one timed attempt**, so be sure to review all modules leading up to the midterm.

Final Exam

Points: 100 points total (50 questions @ 2 pts each)

Attempts: 1 attempt only

Time Limit: Timed exam

The **Final Exam** takes place during **Finals Week** and covers material from the second half of the course. It mirrors the midterm in format and grading. A **study guide will be provided** to help you prepare.

The midterm and final exams will be taken online and open book/notes. No make-up tests will be given unless you have a university-approved excuse and only by previous arrangement with me; otherwise, the student will receive a score of "ZERO" on the test.



Course Schedule


Please see the [Schedule and Due Dates \(https://uvu.instructure.com/courses/610618/pages/course-schedule\)](https://uvu.instructure.com/courses/610618/pages/course-schedule) for all due dates.

UVU Policies and Resources

[Policies and Procedures](https://www.uvu.edu/otl/students/policiesandprocedures.html)  (https://www.uvu.edu/otl/students/policiesandprocedures.html)

[Student Success Resources](https://www.uvu.edu/otl/students/index.html)  (https://www.uvu.edu/otl/students/index.html)

[Accessibility Services](https://www.uvu.edu/accessibility-services/)  (https://www.uvu.edu/accessibility-services/)

- Students who need accommodations because of a disability may contact the [UVU Office of Accessibility Services](https://www.uvu.edu/accessibility-services/)  (https://www.uvu.edu/accessibility-services/). (OAS), located on the Orem Campus in LC 312. To schedule an appointment or to speak with a counselor, call the OAS office at 801-863-8747.
- Deaf/Hard of Hearing individuals requesting ALS interpreters or transcribers should contact Accessibility Services to set up accommodations. Deaf/Hard of Hearing services can be contacted at DHHservices@uvu.edu (mailto:DHHservices@uvu.edu). DHH is located on the Orem Campus in BA 112.

[Academic Integrity](https://uvu.instructure.com/courses/610618/pages/academic-integrity) (https://uvu.instructure.com/courses/610618/pages/academic-integrity)


[Campus Policies](https://uvu.instructure.com/courses/610618/pages/campus-policies) (https://uvu.instructure.com/courses/610618/pages/campus-policies)

[Religious Accommodation](https://uvu.instructure.com/courses/610618/pages/religious-accommodation) (https://uvu.instructure.com/courses/610618/pages/religious-accommodation)

[Using Remote Testing Software](https://uvu.instructure.com/courses/610618/pages/using-remote-testing-software) (https://uvu.instructure.com/courses/610618/pages/using-remote-testing-software)

Technology Support Services

 For 24/7 technical support, contact [Instructure's Canvas Support Live Chat](https://cases.canvaslms.com/liveagentchat?chattype=student&sfid=001A000000085cNxIAI)  (https://cases.canvaslms.com/liveagentchat?chattype=student&sfid=001A000000085cNxIAI)

 (385) 204-4930 (Available 24/7)

Communication & Feedback

Preferred Email Contact Method: kcrandall@uvu.edu (mailto:kcrandall@uvu.edu). (Please include the class and section number in the subject)

Email Response Time:

I strive to answer email inquiries as soon as I can. You should never have to wait more than 24 hours to receive an answer to an email question. If a day passes and you have not received a reply, it would be good to contact me again if I did not receive the original message.

Feedback on Assignments:

Assignment scores and feedback are usually posted within a day or two of the due date (weekends or holidays may delay the grading).

Requirements for Course Interaction



All communication among students in the class and/or with the professor should be courteous and respectful. Please type in complete sentences and use appropriate capitalization and punctuation. If you have questions, it is much easier to reply with an answer if the wording of the question is specific. Please contact the professor for clarification if anything written in email messages or the assignment instructions are difficult to understand.

Academic Honesty

Academic dishonesty will not be tolerated. The penalty for a first offense is a failing grade for the assignment or test, and that assignment or test cannot be redone. The penalty for a second offense is course failure, and you will be reported to the IS&T Department Chair, the dean's office, and Student Advising. Please read the complete 'Student Rights and Responsibilities' section in the UVU Catalog. The following statements are derived from that catalog:

"Cheating is the act of using, attempting to use, or providing others with unauthorized information, materials, or study aids in academic work. Cheating includes, but is not limited to, passing examination answers to, or taking examinations for someone else, or preparing or copying others' academic work."

Cheating includes copying assignments and assessments from another student, taking screenshots of quizzes and tests, sharing copies of unauthorized screenshots, etc., or using a substantial portion of another student's work as your own work. In other words, if it appears to the professor that the work of two or more students is substantially the same, sanctions will be imposed on all parties. Even after the course is completed, sanctions may be imposed. That is, if evidence surfaces indicating academic integrity violations occurred, you may receive a failing grade on a deliverable, failing course grade, or revocation of a degree.

Course Evaluations


UVU is dedicated to providing quality academic experiences for students. Help us identify areas where professors can improve their teaching by participating in the Student Ratings of Instructor (SRI). Your confidentiality is assured. Your feedback is critical in helping us (me) improve our teaching and learning at UVU. The online SRIs will be available toward the end of the semester.

Safe Zone


UVU Policy 165 defines protected classes as "race, color, religion, national origin, sex, sexual orientation, gender identity, age (40 and over), disability, veteran status, pregnancy, childbirth, or pregnancy-related conditions, genetic information, or other bases protected by applicable federal, state, or local law." Most full-time IS&T faculty and staff have received Safe Zone training that states, "regardless of gender identity, gender expression, or sexual orientation, you will be treated and respected as a human being." The IS&T Department will not tolerate bigotry and harassment.

Student Success Resources

Academic Tutoring E&T Drop-In Tutoring Lab — CS 612


This course is supported by tutors from Academic Tutoring. Tutors are students who have completed this course, and they understand the concepts well enough to help you work through questions you have. The tutoring program is certified by the College Reading & Learning Association, which means that tutors are trained to share learning and study strategies during tutorial sessions. While tutors will not complete or correct homework for you, or help you on take-home tests or quizzes, they will help you understand and reinforce concepts that you are learning in this class. For more information visit [Academic Tutoring](http://uvu.edu/academictutoring).  (<http://uvu.edu/academictutoring>)

Writing Lab

The Utah Valley University Writing Center works with any writer on any assignment at any stage of the writing process. The Writing center offers free one-on-one consultations. To learn more, visit the [UVU Writing Center](https://www.uvu.edu/writingcenter)  (<https://www.uvu.edu/writingcenter>) website.

Canvas Help



If you need assistance navigating Canvas, please visit the [UVU Canvas for Students](https://www.uvu.edu/canvas/students/index.html)  [\(https://www.uvu.edu/canvas/students/index.html\)](https://www.uvu.edu/canvas/students/index.html) website. The Canvas Tour can be especially helpful.

[UVU Computer Usage](https://www.uvu.edu/euts)  [\(https://www.uvu.edu/euts\)](https://www.uvu.edu/euts)

