

# GUN CONTROL

---

CJ4990

PHILIP THOMAS, CELINA PARGEETS, NICK VIDRINE



# RESEARCH QUESTIONS

---

- Our question was “Do current Utah Valley University students feel that gun control laws have an effect on crime?”
- Our goal was to get a better understanding of current UVU student’s opinions of gun control laws and their effect on crime. And a better understanding on what current UVU students know about gun control and firearms.



# LITERATURE REVIEW

---

- Gun control is a major part of American life. It has its place on both sides of the political spectrum and can be found in the extremes of both liberal and conservative ideals.
- It has been argued that gun control laws do nothing to curb violence in our society and only serves to disarm or make gun ownership difficult for law abiding citizens.
- It has also been argued that without strict gun laws, that violence would increase and more people would become victims.
- Looking at all the many different views, we realized that there is a great diversity of opinions on the effectiveness of gun control laws and which gun laws made sense or not.



# RESEARCH DESIGN

---



- We decided a survey would be the best way to collect the data.
- We each came up with as many questions regarding gun laws, gun norms and their effects on crime.
- We then sorted through the questions and narrowed it down to the questions that we felt would give us the most information on public opinion and the questions that could easily be answered in a survey format.



# DATA COLLECTION

---

- Our Survey had 43 questions, including 10 demographic questions.
- We received a sample of 500 UVU student's emails that were randomly selected by the Institutional Research & Information (IRI) staff at UVU.
- The survey was sent out on 07/17/2017 and closed on 07/29/2017.
- We had 41 people respond to our survey.



# ISSUES WITH THE SURVEY

---

- When the survey was first sent out, there was a error with one of the skip logics that was not letting people get past the first couple questions before it ended the survey for them.
- Unfortunately 33 people had responded to the survey before the error was caught and their partial data had to be erased in order to not corrupt the percentages and data from the complete surveys.
- If the error had not occurred we would have had 74 potential responses to the survey.



# RESEARCH FINDINGS

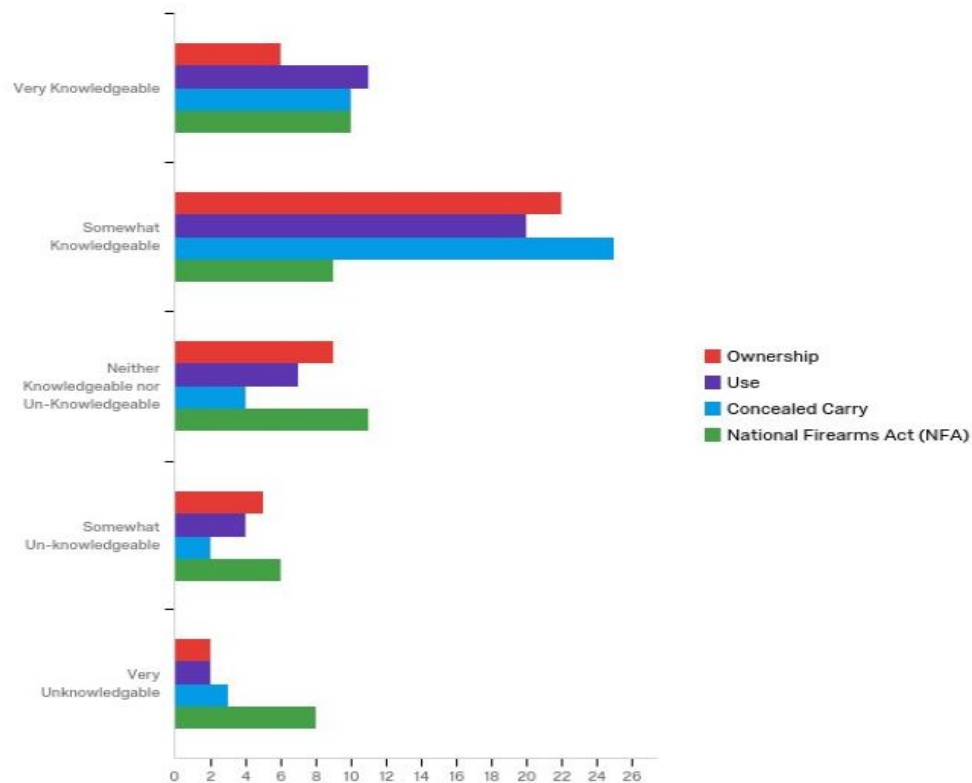
---

- There was some surprising data collected. Mainly when it came to which gun laws people supported and which laws they did not.
- Another surprising number was the people who said they were the victims of gun violence themselves, and the number of people who knew of someone who has been the victim of gun violence.



# GUN LAW KNOWLEDGE

Q6 - How knowledgeable are you on gun laws across the nation?



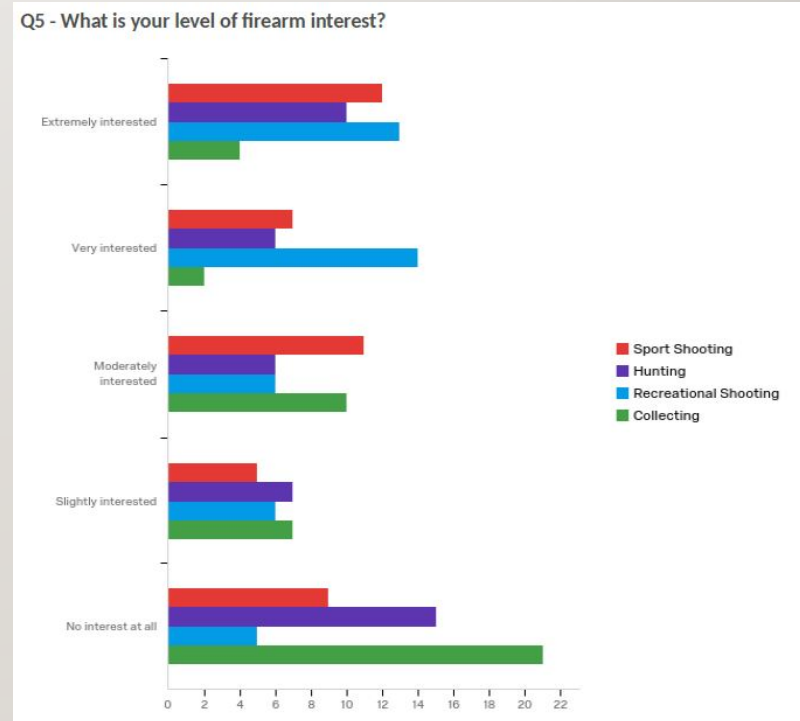
- The level of gun law knowledge varied across the board.
- 25% stated they were somewhat knowledgeable in the four listed categories of gun laws.
- Concealed carry, ownership and gun use were the laws people knew most about, with the National Firearms Act (NFA) being what people knew the least about.





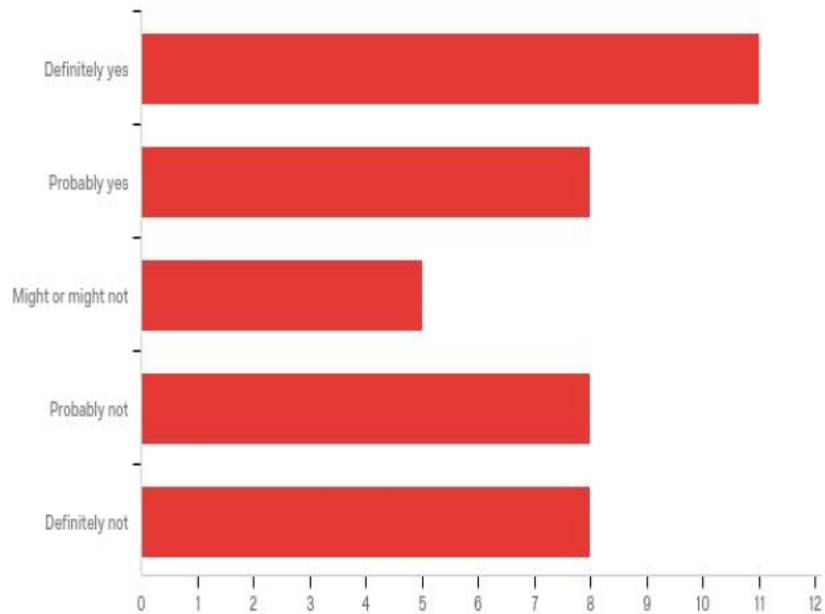
# FIREARM INTEREST

- Respondents showed that their most interest with firearms was for sport shooting, and recreational shooting.
- Gun collecting was the lowest interest.



# FIREARM OWNERSHIP


Q17 - Do you feel that everyone should own a firearm?



We found that 57.5% of the survey respondents felt that everyone (who legally can) should own a firearm.

We also found that 50% did own at least one firearm.

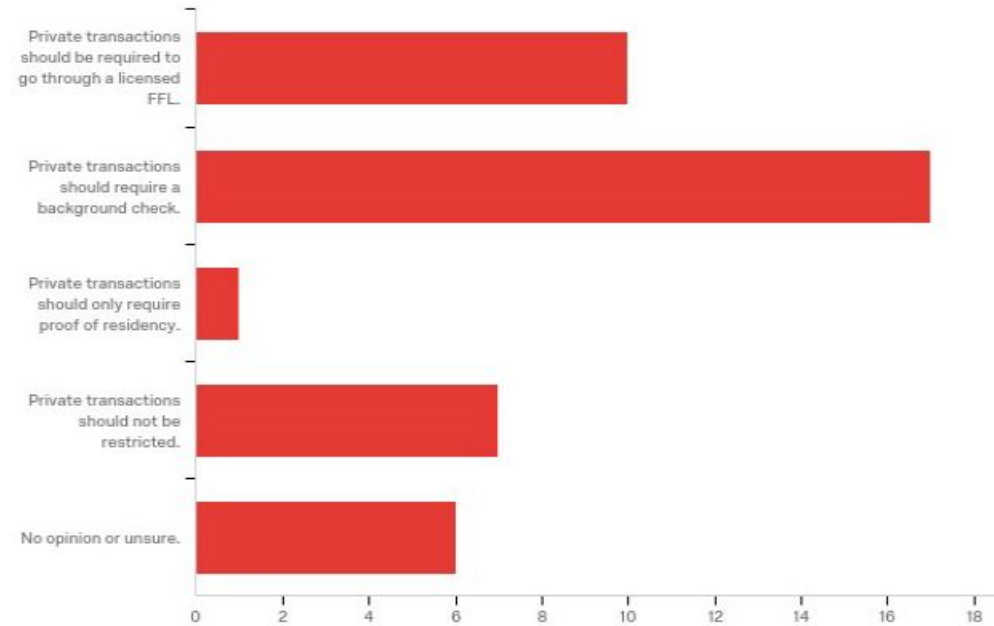
Q18 - Do you own a firearm?



# PRIVATE TRANSACTIONS

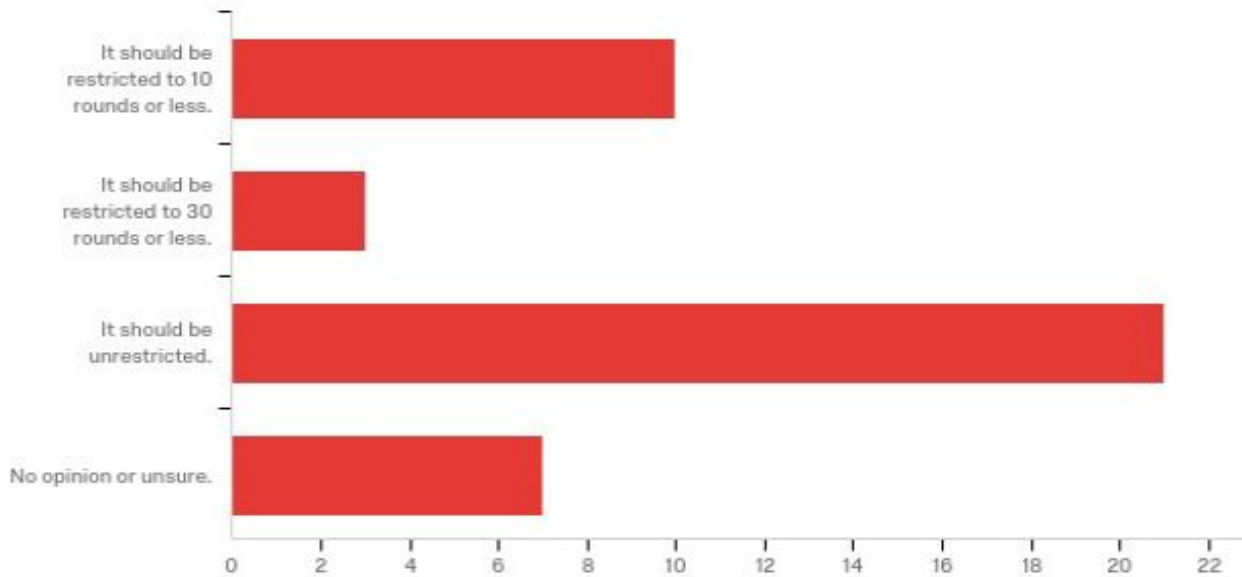
- 41.46% of the respondents stated that they felt that private gun transactions (selling your firearm to another citizen) should still require a background check.

Q11 - What is your stance on private transactions of firearms?



# MAGAZINE CAPACITY

Q9 - What is your stance on magazine capacity?



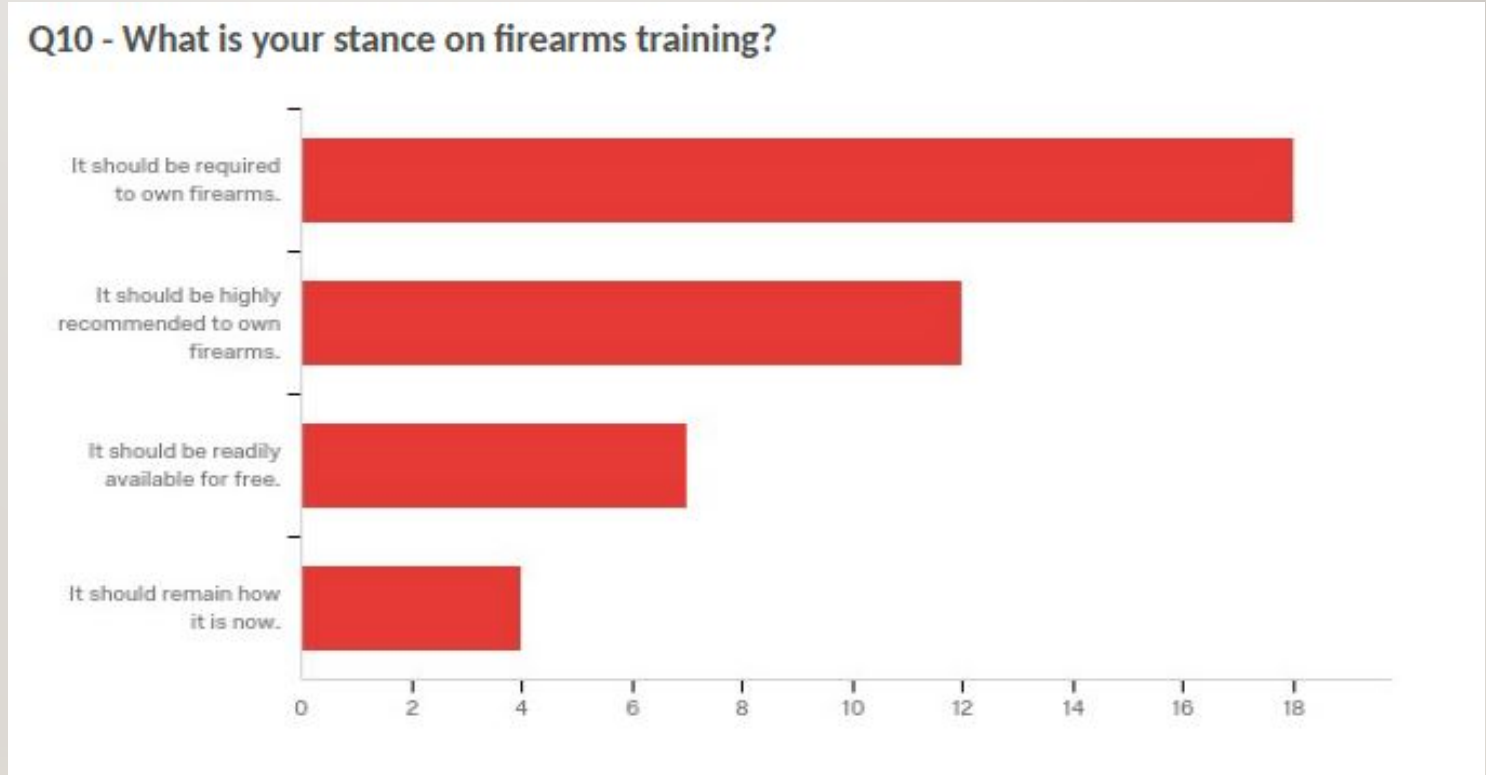
- 51.22% of respondents stated that they did not feel like magazine capacity should be restricted.
- 24.39% stated it should be restricted to 10 or less rounds.



# FIREARMS TRAINING

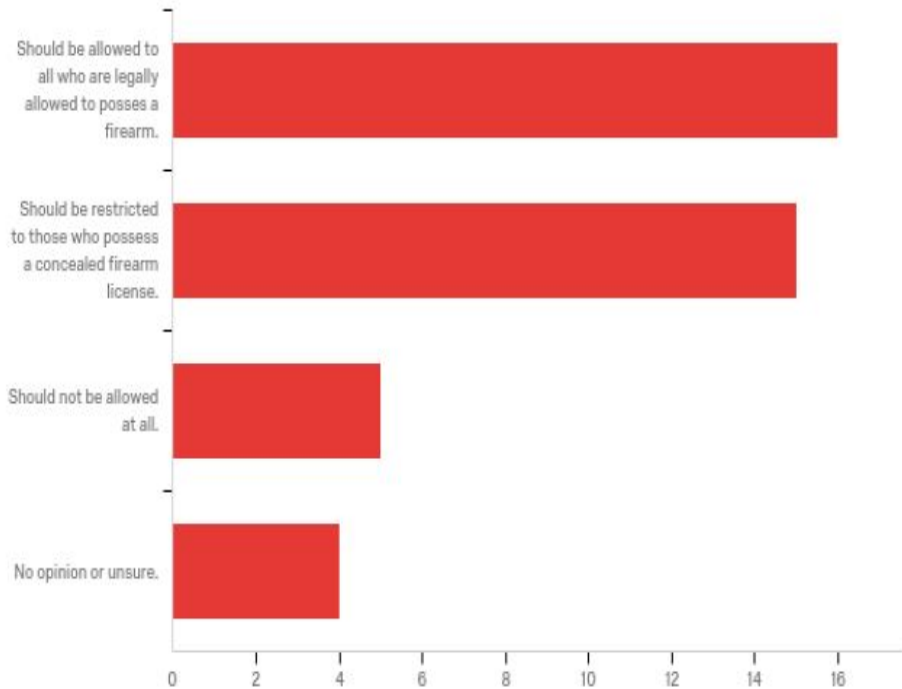
---

- 43.9% of respondents felt that in order to own a firearm, you should have some sort of formal training.



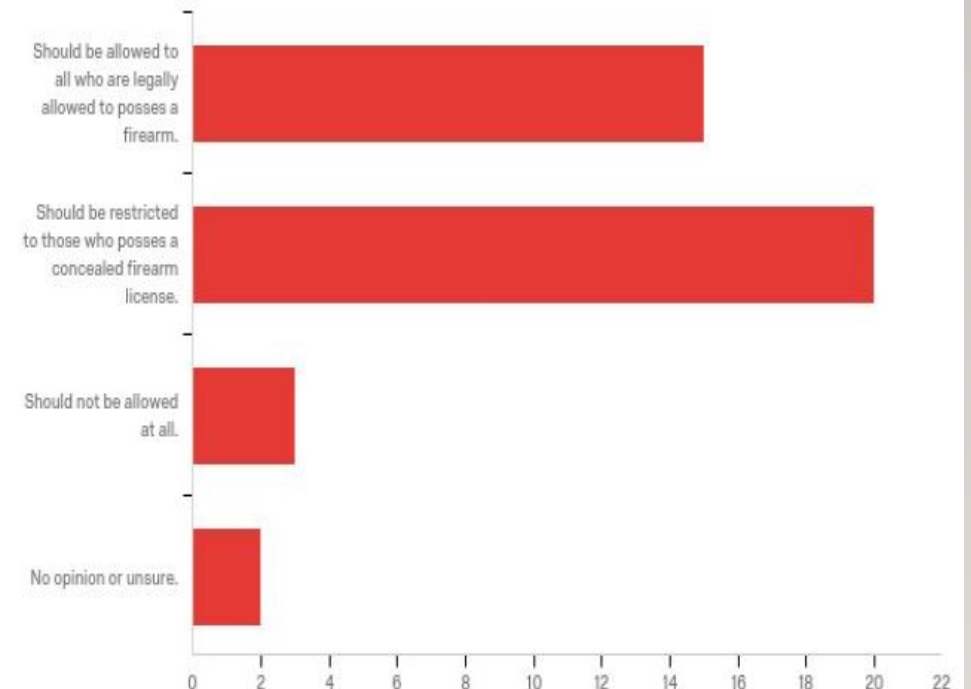
# OPEN AND CONCEALED CARRY

Q13 - What is your stance on open carry of a firearm. (weapon visible)



- 40% of respondents stated that any legal firearm owner should be able to open carry and 37.5% said the same for concealed carry.
- Very few respondents were not in favor of open or concealed carry even with a permit.

Q14 - What is your stance on concealed carry of a firearm.



# FINAL CONCLUSIONS

---

- There was a lot learned, even though we did not have a large number of respondents.
- It was surprising to see some of the answers, they were definitely different than some of us expected.
- Overall, it still seems like Utah is sticking to its conservative roots, and is still in favor of gun ownership and gun rights.

