

# 2025 Fall Student Opinion Survey (SOS) Executive Report

---

## Table of Contents

- P. 1: Purpose, Methodology, Key Findings
- P. 2-3: Topline Demographics
- P. 4: Worldview
- P. 5: Student Pride
- P. 6: Satisfaction with UVU
- P. 7: Student Sentiments towards UVU Campus and Culture
- P. 8-9: Student Sentiment Trends
- P. 10: AI Usage and Plans to Return to UVU
- P. 11-12: Perceptions of Safety at UVU
- P. 13-14: Open Response Themes
- P. 15: Appendix A (Worldviews)

## Purpose

- To gather information related to key metrics and investigate the opinions of students at UVU.

## Methodology

- Surveys were distributed via email to a random selection of 12,000 non-concurrent enrollment students. The survey was conducted via Qualtrics. 1,037 students responded, resulting in a response rate of 8.6%, with a margin of error of 3%.

## Key Findings

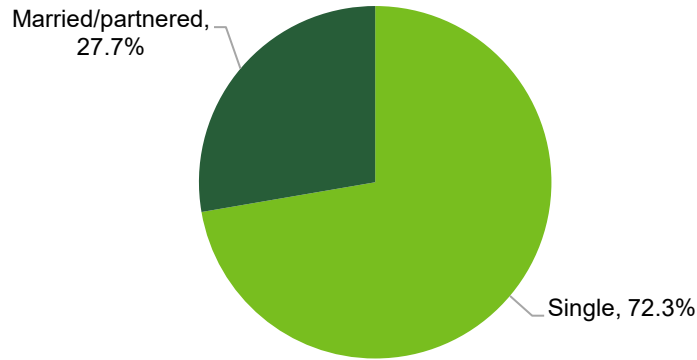
- Student pride has slightly decreased, with slightly more students feeling a fair amount of student pride instead of very high or high student pride than in 2024. Only 14% of students report “low” or “very low” student pride.
- Satisfaction remains consistently high, with 80% of respondents feeling “extremely satisfied” or “satisfied” overall with UVU.
  - About 70% of respondents are satisfied with offerings of specific classes and class modality offerings/ Respondents are least satisfied with class time offerings, with only 57% of students reporting they feel “extremely satisfied” or “satisfied”.
- 48% of students use AI to assist their academic work either daily or weekly. 25% of students do not use AI.
- The events of September 10 have had a significant impact on perceptions of safety (see page 11 for a comparison between 2024 and 2025).

$$f(x) = \frac{1}{\sqrt{2\pi}} e^{-\frac{x^2}{2}}$$

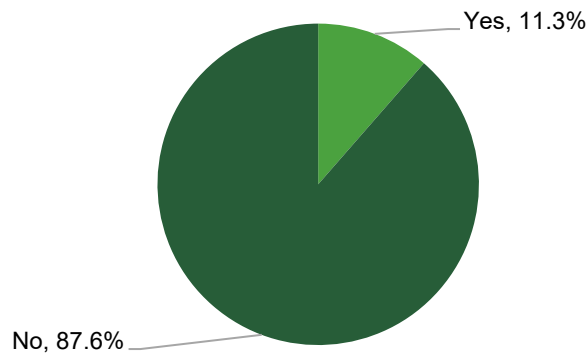
### Top Line Demographics

Results on this page have been weighted to accurately reflect the UVU student body, excluding Concurrent Enrollment students and students under 18 years old. The margin of error for these results is 3%.

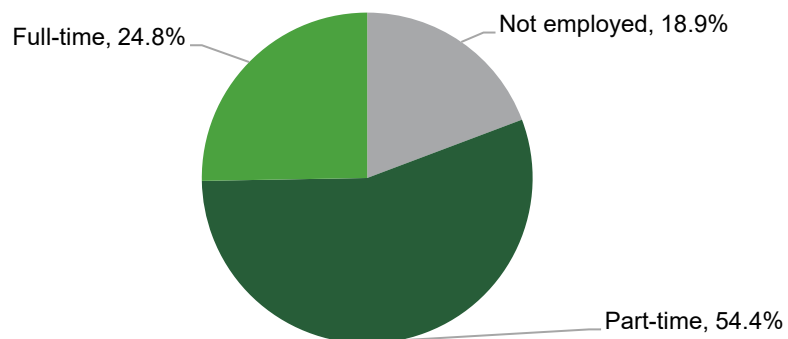
#### Student Marital Status ( $n = 1,040$ )



#### Students with Children 17 Years Old or Younger ( $n = 1,041$ )

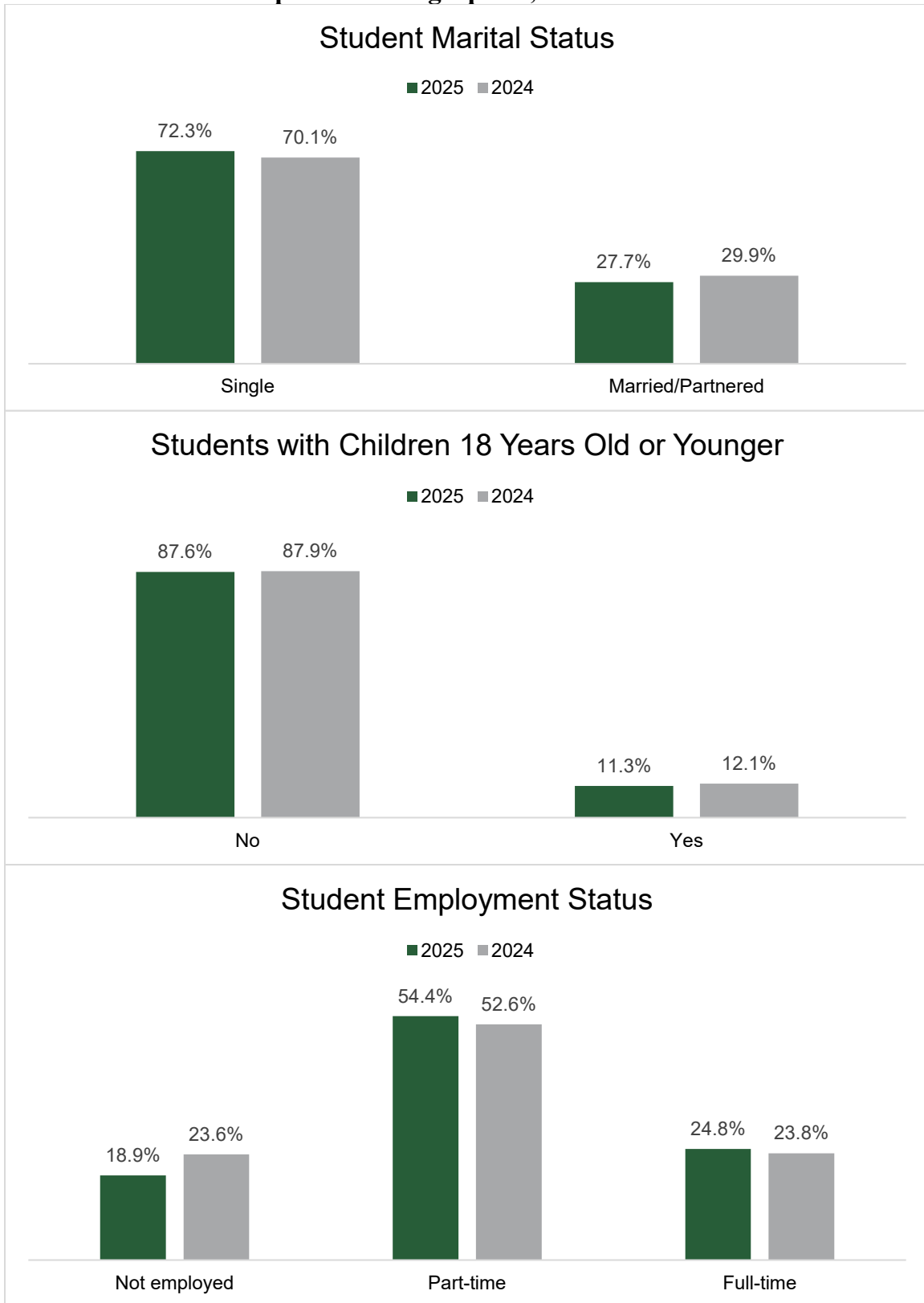


#### Student Employment Status ( $n = 1,041$ )



$$f(x) = \frac{1}{\sqrt{2\pi}} e^{-\frac{x^2}{2}}$$

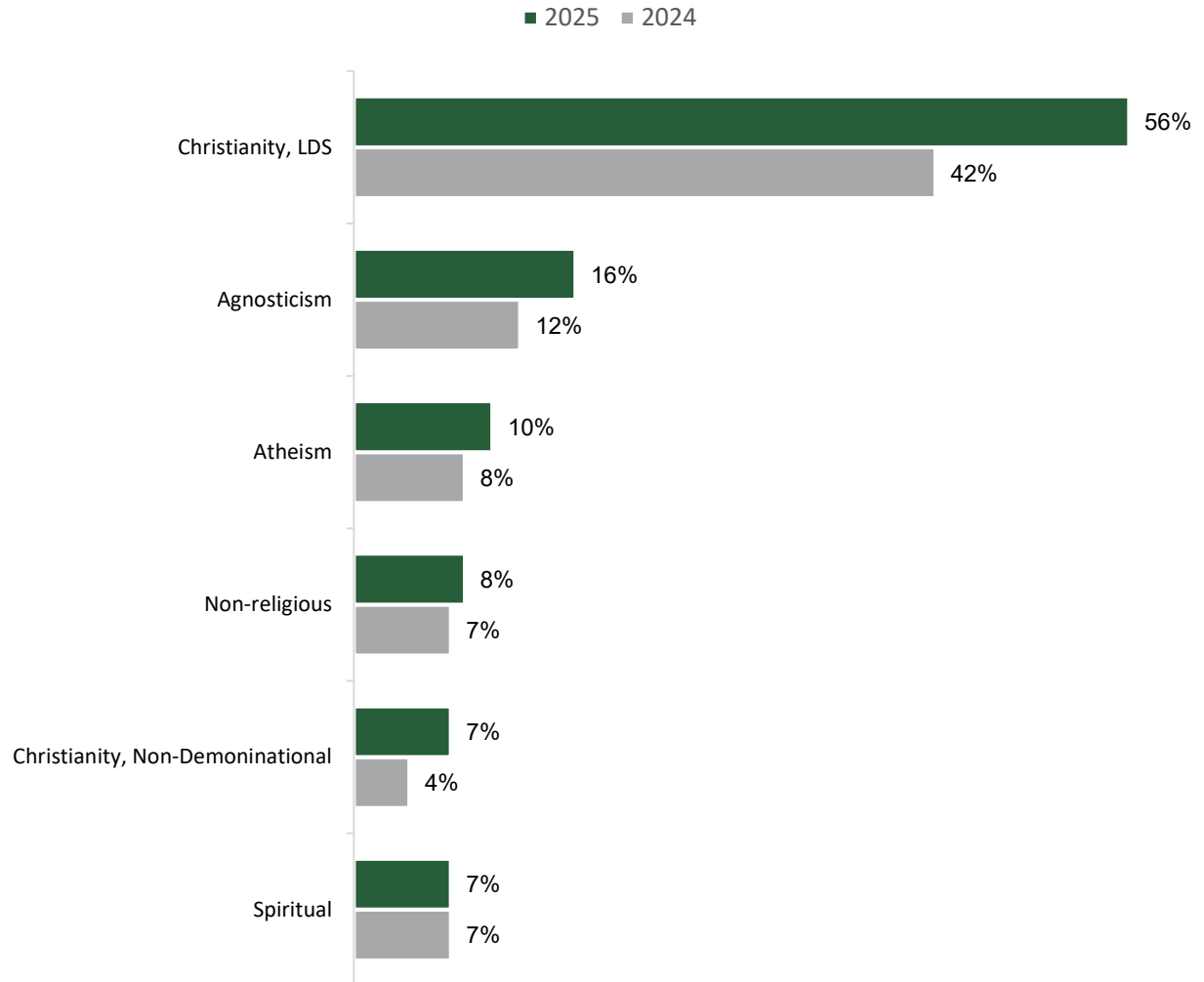
### Top Line Demographics, 2024 to 2025



$$f(x) = \frac{1}{\sqrt{2\pi}} e^{-\frac{x^2}{2}}$$

### Student Worldview

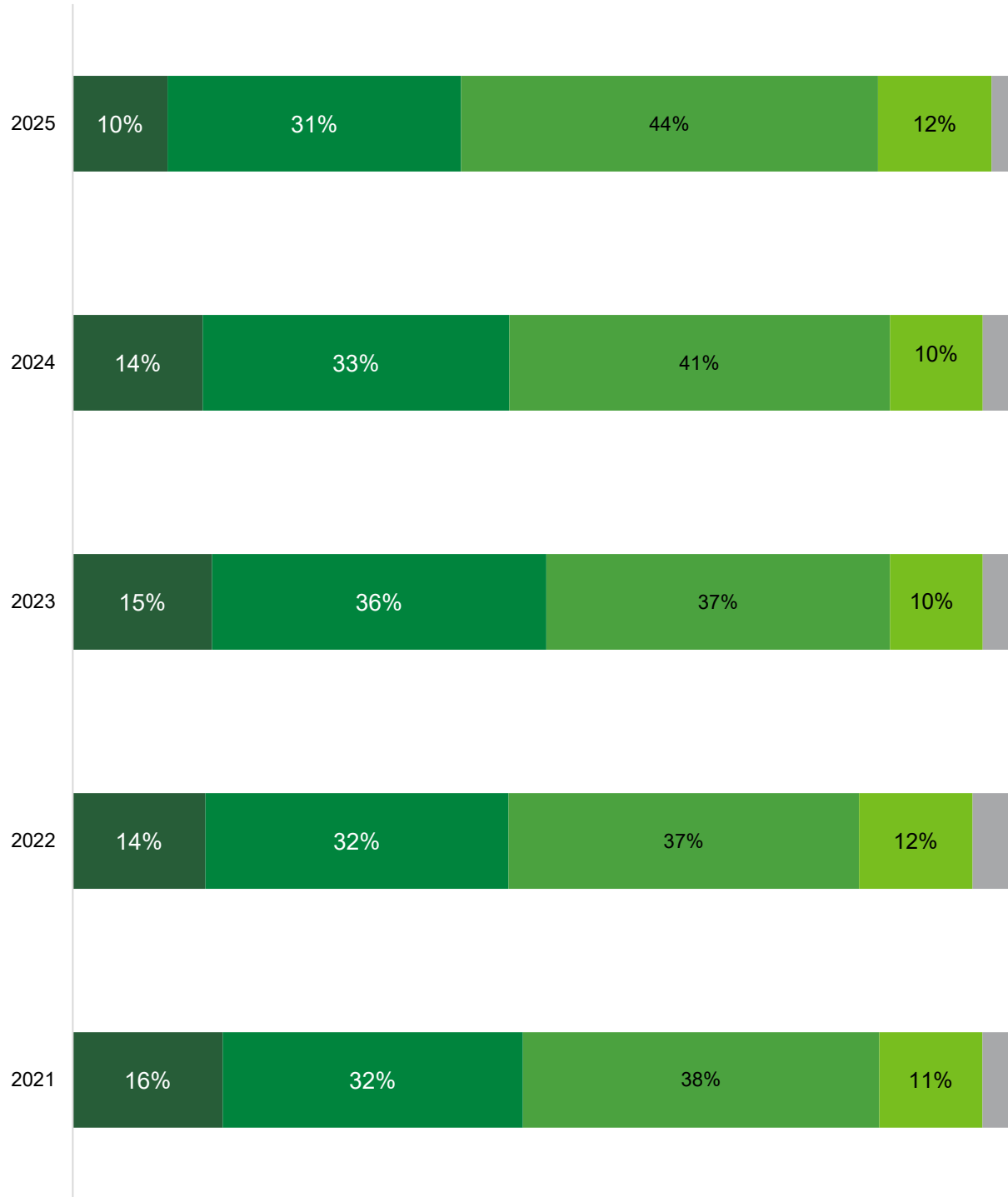
Respondents chose all options that applied. Worldviews selected by at least 5% of respondents included here. See Appendix A for an exhaustive list of reported worldviews.



$$f(x) = \frac{1}{\sqrt{2\pi}} e^{-\frac{x^2}{2}}$$

## How would you rate your sense of student pride in UVU? (N = 1,009)

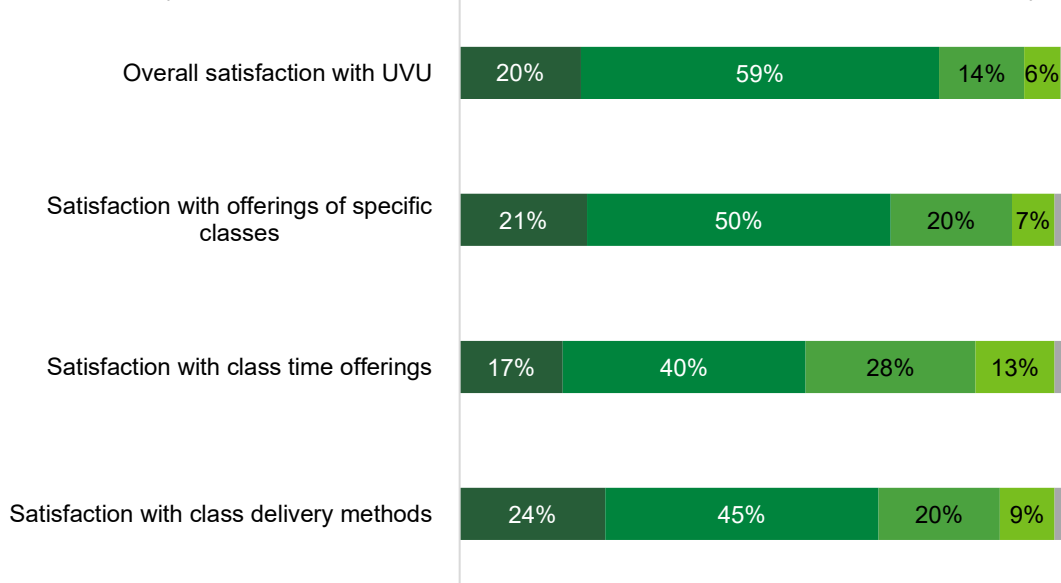
Very high High Fair Low Very low



$$f(x) = \frac{1}{\sqrt{2\pi}} e^{-\frac{x^2}{2}}$$

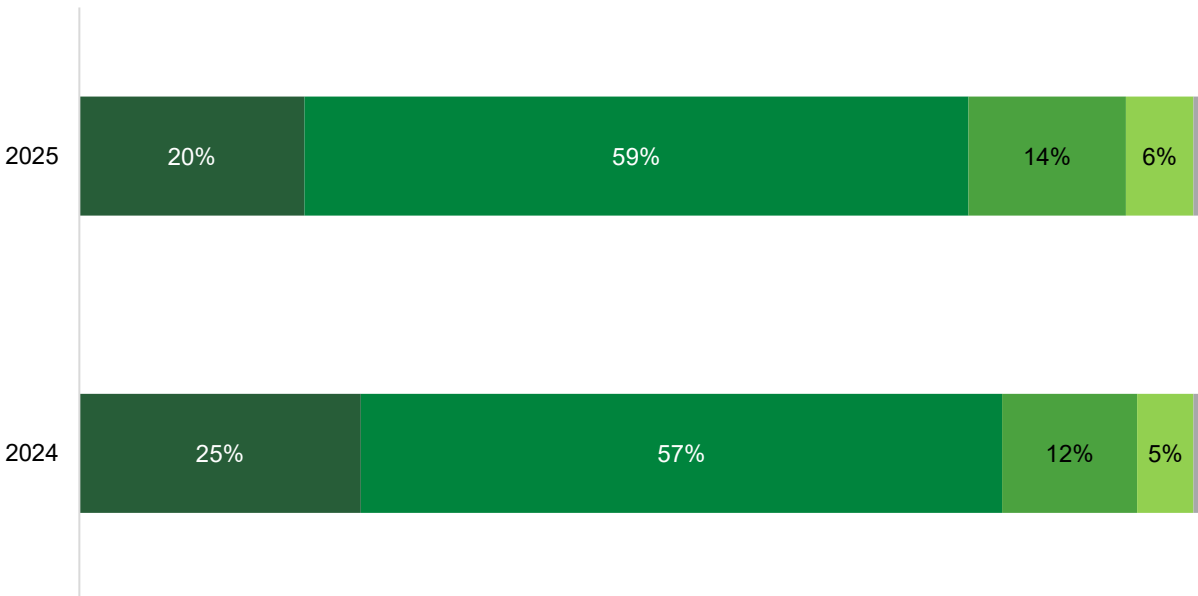
### Satisfaction with UVU (n = 1,045)

■ Extremely Satisfied ■ Satisfied ■ Neither satisfied nor dissatisfied ■ Dissatisfied ■ Extremely dissatisfied



### Overall Satisfaction with UVU, 2023-2025

■ Extremely satisfied ■ Satisfied ■ Neither satisfied nor dissatisfied ■ Dissatisfied ■ Extremely Dissatisfied

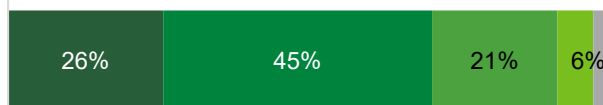


$$f(x) = \frac{1}{\sqrt{2\pi}} e^{-\frac{x^2}{2}}$$

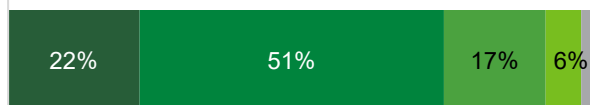
Rate your agreement with the following statements ( $n = 1,025$ )

■ Strongly agree   
 ■ Agree   
 ■ Neither agree nor disagree   
 ■ Disagree   
 ■ Strongly disagree

Diversity is important here at UVU.



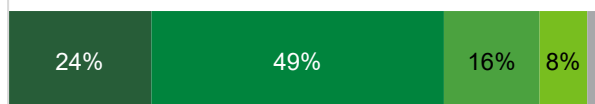
UVU promotes a climate of mutual respect.



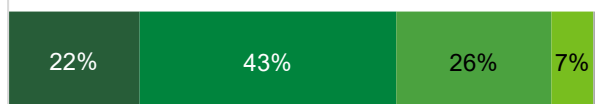
I feel like part of the community at UVU.



I feel comfortable being myself at UVU.



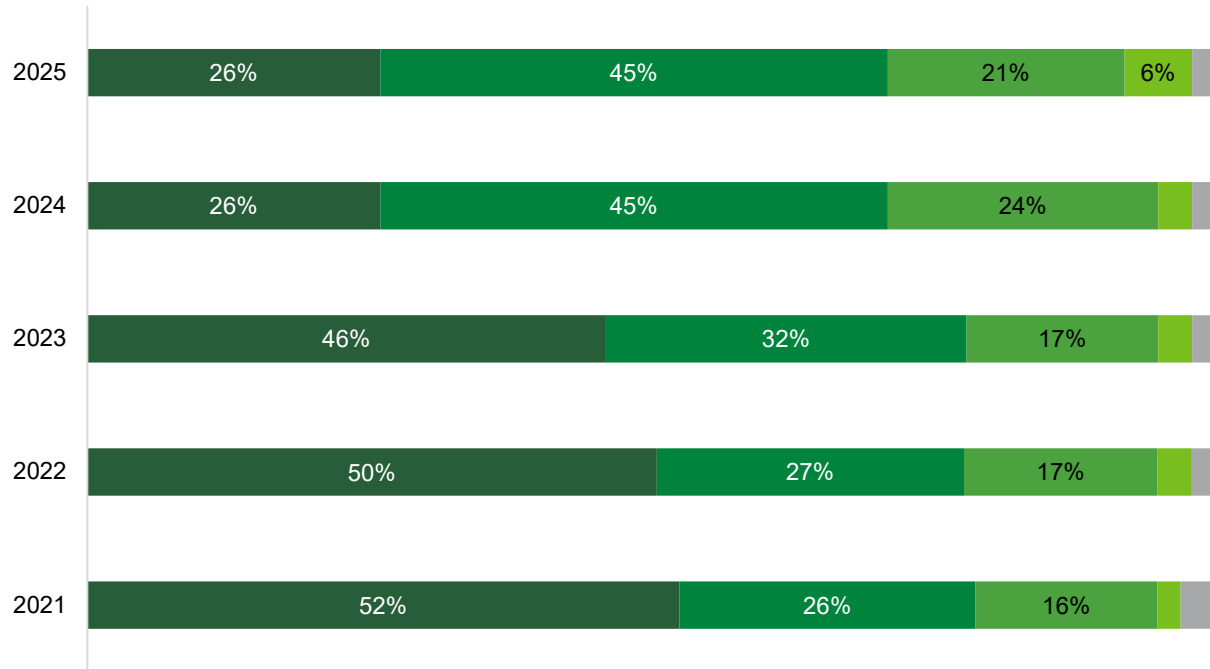
I feel like I belong at UVU



$$f(x) = \frac{1}{\sqrt{2\pi}} e^{-\frac{x^2}{2}}$$

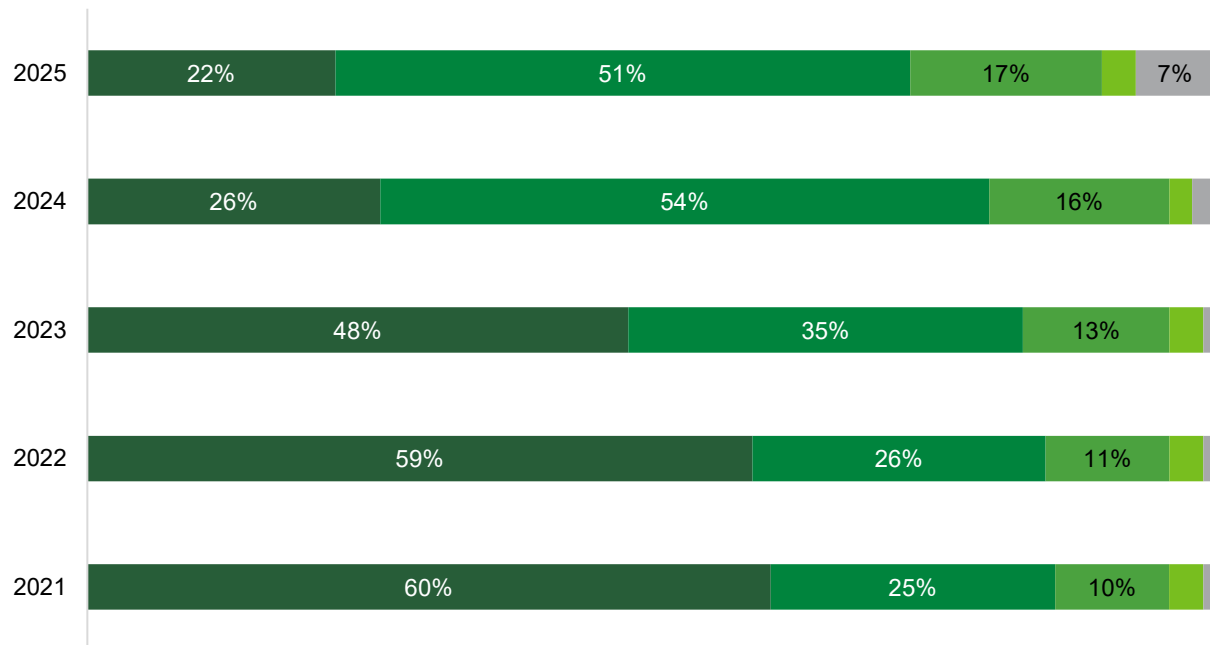
### Diversity is important here at UVU

Strongly agree Agree Neither agree nor disagree Disagree Strongly disagree



### UVU promotes a climate of mutual respect

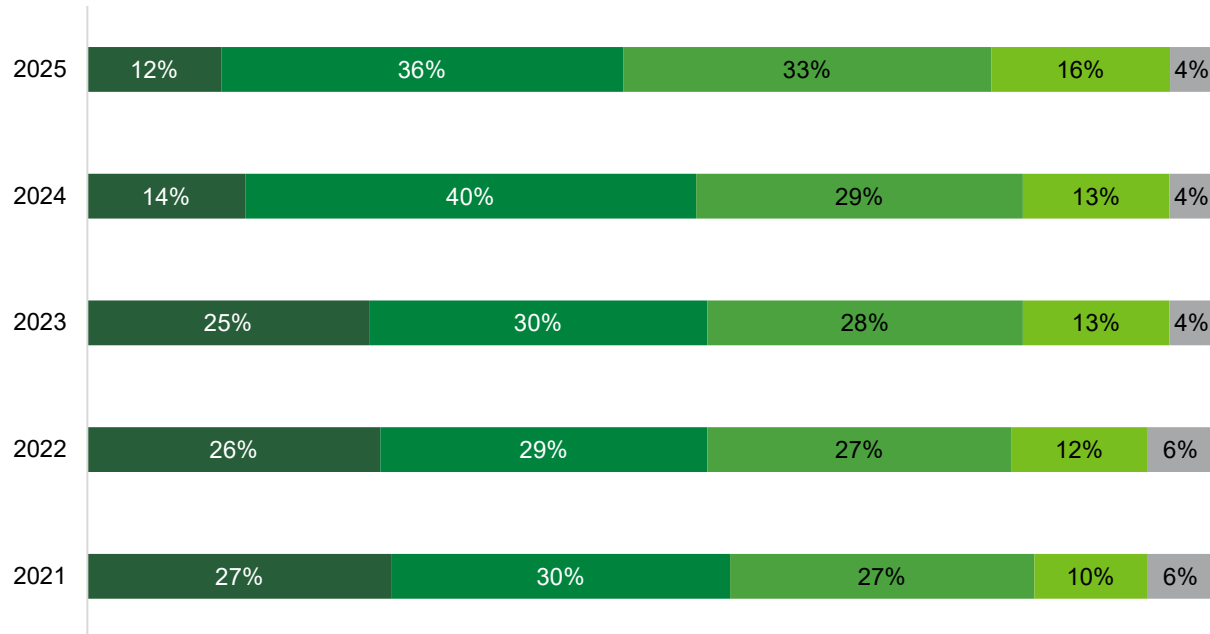
Strongly agree Agree Neither agree nor disagree Disagree Strongly disagree



$$f(x) = \frac{1}{\sqrt{2\pi}} e^{-\frac{x^2}{2}}$$

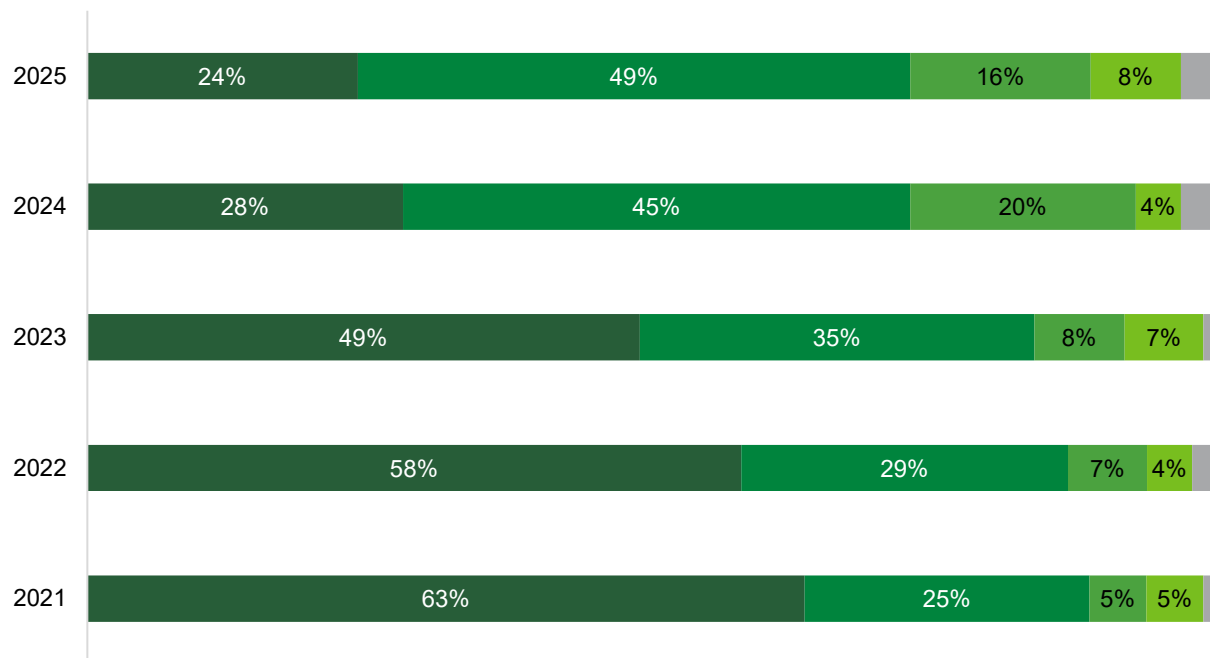
### I feel like part of the community at UVU

Strongly agree Agree Neither agree nor disagree Disagree Strongly disagree



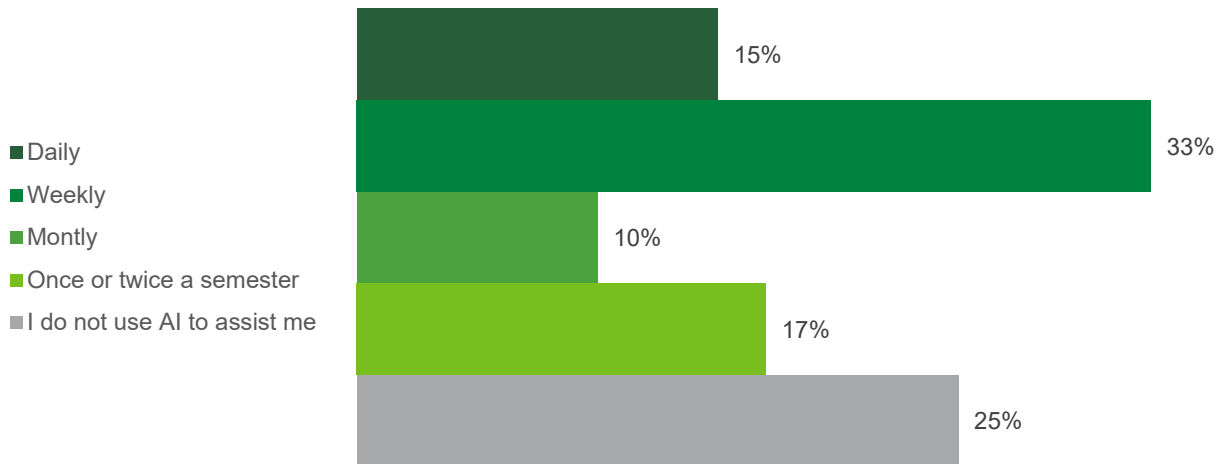
### I feel comfortable being myself at UVU

Strongly agree Agree Neither agree nor disagree Disagree Strongly disagree

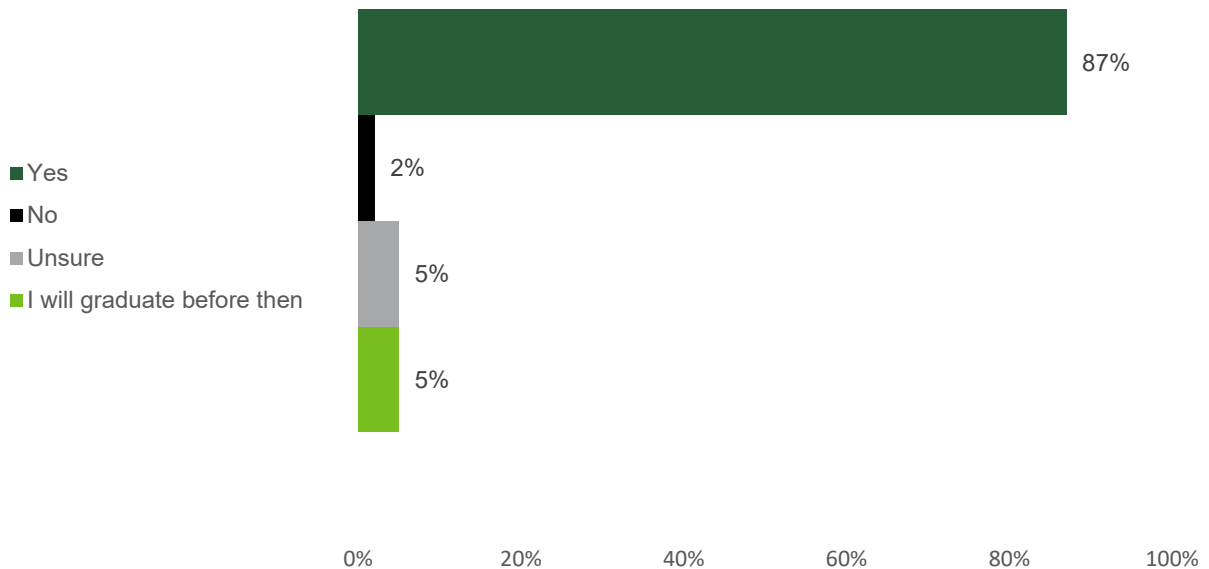


$$f(x) = \frac{1}{\sqrt{2\pi}} e^{-\frac{x^2}{2}}$$

How often do you use AI to assist your academic work? ( $n = 1,028$ )



Do you plan on returning to UVU next semester (Spring 2025)? ( $n = 1,028$ )

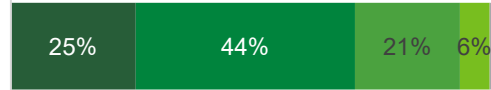


$$f(x) = \frac{1}{\sqrt{2\pi}} e^{-\frac{x^2}{2}}$$

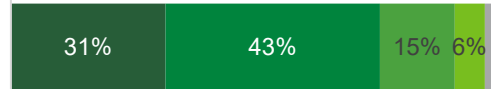
## Safety at UVU (n = 1,042)

■ Strongly agree ■ Agree ■ Neither agree nor disagree ■ Disagree ■ Strongly disagree

I was able to connect with students and employees upon my return to campus (starting Sept. 17)



UVU took reasonable steps to care for students returning to classes (starting Sept. 17)




I know how to report an immediate concern about my safety or the safety of somebody else



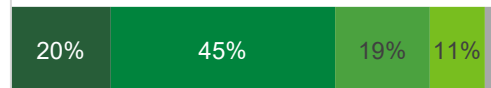
I know how to report an incident of sexual assault, harrassment, or interpersonal violence on campus



I feel safe on UVU's campus



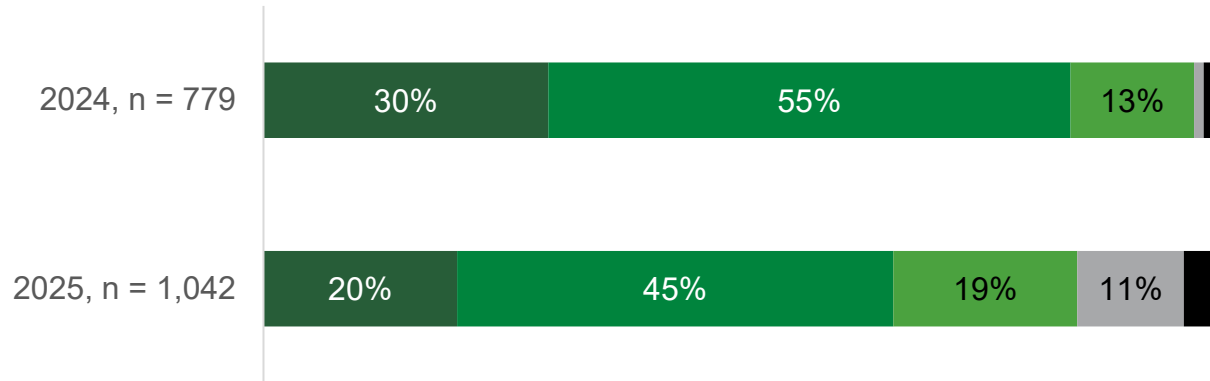
UVU takes reasonable steps to provide a safe campus



$$f(x) = \frac{1}{\sqrt{2\pi}} e^{-\frac{x^2}{2}}$$

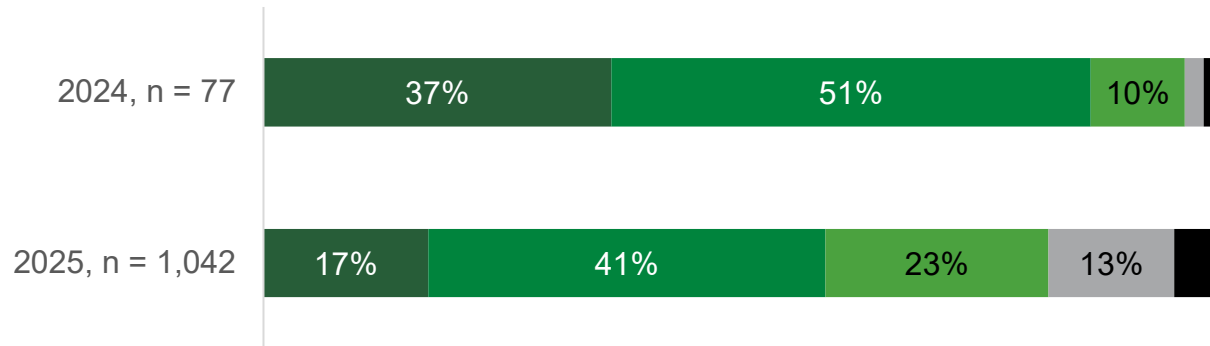
### UVU takes reasonable steps to provide a safe campus

■ Strongly agree ■ Agree ■ Neither agree nor disagree ■ Disagree ■ Strongly disagree



### I feel safe on UVU's campus.

■ Strongly agree ■ Agree ■ Neither agree nor disagree ■ Disagree ■ Strongly disagree



COMMENTS FOR THE ADMINISTRATION:

**1. Charlie Kirk and September 10<sup>th</sup>:**

- Over 42% of student comments directly addressed the presence of Charlie Kirk on campus or the events of September 10<sup>th</sup>. Comments tended to be highly polarized between support for freedom of expression and building a memorial or feeling UVU should not have allowed Charlie Kirk to come to campus and requesting a memorial not be constructed.
- Numerous comments also felt that UVU should have been more proactive about taking safety measures and should take more precautions in the future.
- Some students appreciated mental health resources provided by UVU, but several expressed feeling abandoned after the first week following students returning to campus.

**2. Communication and Information:**

- Students mentioned that they are often unaware of campus activities and events. Several students also expressed frustration with campus communication during emergencies.
- Many comments about communication were made in conjunction with the events of September 10<sup>th</sup>.

**3. Campus Resources and Facilities:**

- Comments about facilities included requests for longer library hours, and students in satellite buildings indicating feelings of isolation from main campus resources.
- Parking is a common pain point for students, with several comments expressing frustration with a lack of free parking options for students or noting that student lots feel perpetually full.

**4. Curriculum and Course Offerings:**

- Students were frustrated with how professors made adjustments to course curriculum following the return to campus on September 17<sup>th</sup>, with several students indicating that adjustments resulted in having two weeks' worth of homework in one week, placing additional stress on them.
- 15% of comments were related to class times and modalities. Students want more flexible class times and class offerings, with higher quality hybrid and online

$$f(x) = \frac{1}{\sqrt{2\pi}} e^{-\frac{x^2}{2}}$$

courses. Several students expressed feeling that professors for online classes were of lower-quality or making less of an effort than in-person professors.

**5. Social and Campus Life:**

- Some students feel that UVU lacks a campus identity and could hold more events to increase student pride.
- Several non-traditional students expressed a desire for more varied events, such as events with alcohol or events that are held later in the evening, in order to make events more accessible to non-traditional students.

**6. Financial Concerns:**

- Several students mentioned that having to purchase access to online textbooks or other programs for classes was frustrating.
- Some students are frustrated by the lack of scholarships and a rise in costs associated with attending school.

$$f(x) = \frac{1}{\sqrt{2\pi}} e^{-\frac{x^2}{2}}$$

### Appendix A: Worldviews Endorsed by Fewer than 5% of Respondents

Absurdist	Buddhism	Christianity, Baptist	Christianity, Lutheran
Christianity, Orthodox	Christianity, Protestant	Christianity, Roman Catholic	Confucianism
Daoism	Deism	Hinduism	Islam
Judaism	Methodist	Native American traditions	None
Objectivism	Paganism	Secular humanism	Unitarian Universalism