

# STUDENT SURVEY INFOBITS FALL 2018

These data are from UVU Student Opinion Survey. If you have any questions, email [IRI@uvu.edu](mailto:IRI@uvu.edu).

## SURVEY INFO

### OVERALL EXPERIENCE

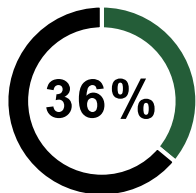
**88%** said their experience was good or excellent

### UVU STUDENT PRIDE

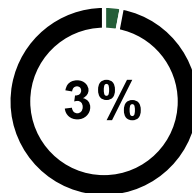
**44%** said their student pride was high or very high

## CHARACTERISTICS

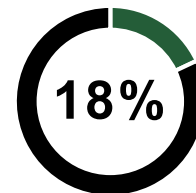
### FIRST GENERATION



### MILITARY

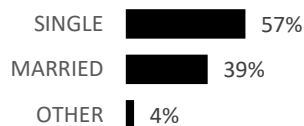


### ONE OR MORE CHILDREN



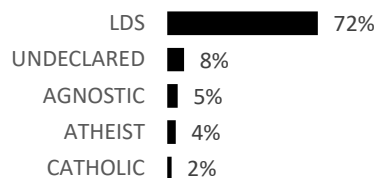
### MARITAL STATUS

#### SINGLE



### RELIGION

#### LDS



### EMPLOYMENT

#### 1-20 HRS



## MORE INFO

### CAMPUS PARTICIPATION

**80%** of students report participating in at least one campus activity

### LOW INCOME

**66%** of students report a personal annual income of \$20,000 or less

### UTAH RESIDENCE

**65%** of students report they have been living in Utah for 16+ years