

FALL 2019 ENROLLMENT BRIEFING

FALL 2019 HEADCOUNT

41,728

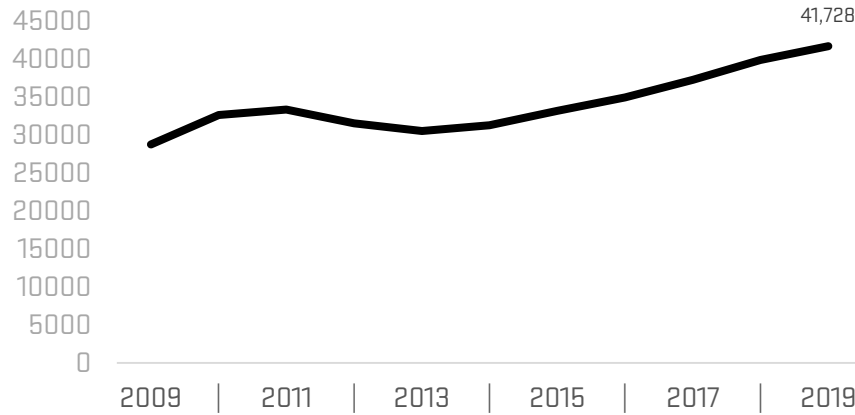
UP 4.5%

FALL 2019 FULL-TIME EQUIVALENT (FTE)

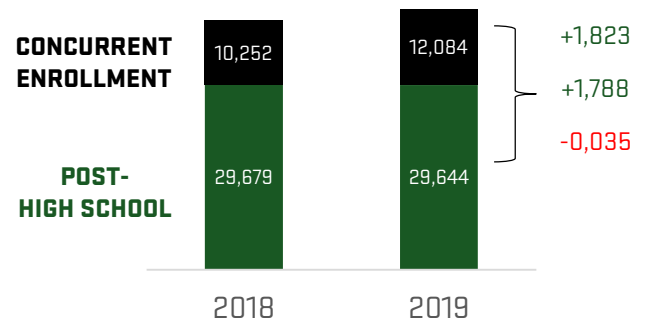
27,530

UP 3.6%

STUDENT HEADCOUNT



YEAR-TO-YEAR COMPARISONS

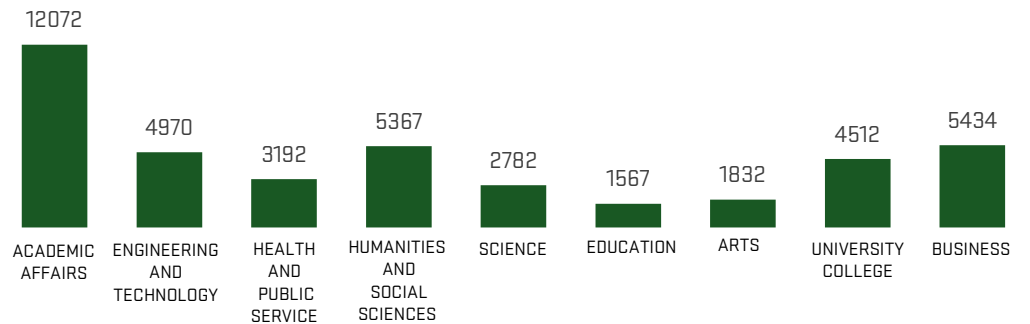


TOP 10 BACHELOR'S MAJORS

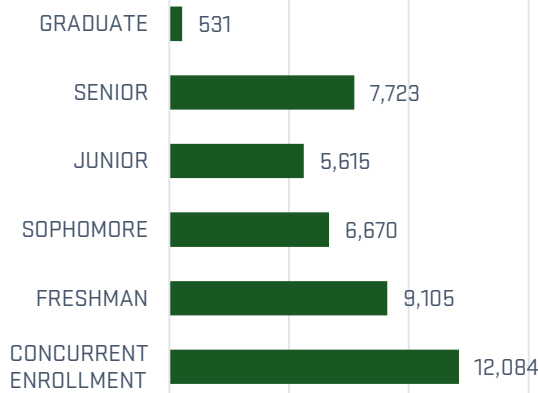
THIS YEAR'S RANK	MAJOR	LAST YEAR'S RANK
1	Business Management	1
2	Psychology	2
3	Computer Science	3
4	Biology	7
5	Art and Design	5
6	Exercise Science and Outdoor Recreation	4
7	Communication	6
8	Elementary Education	8
9	Accounting	10
10	Marketing	>10

■ major has the same rank as it did last year
■ major has changed rank from last year


COLLEGES BY MAJOR (Excludes Concurrent Enrollment)



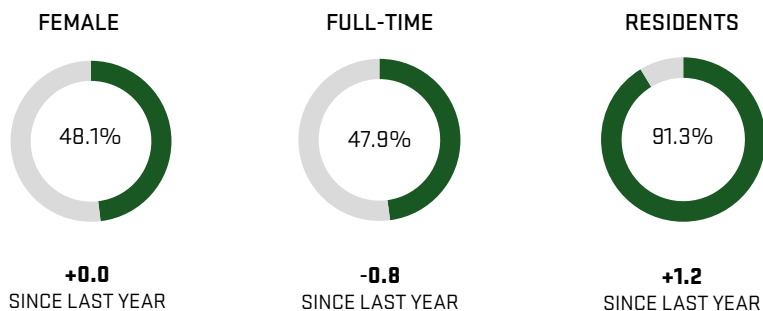
CLASS LEVEL



INTENDED DEGREE (Excludes Concurrent Enrollment)



STUDENT PROFILE



STUDENT HEADCOUNT BY DELIVERY MODE

