

## 2019 SURVEY OF EMPLOYERS OF UVU GRADUATES

Every three years, UVU conducts a survey of employers of recent UVU graduates. We collect this contact information as part of the UVU Alumni Survey. The most recent version of this employer survey was conducted by phone between February and March of 2019. This report summarizes those findings, including comparisons to previous years where possible. In 2019, we spoke with 523 employers of UVU graduates. For more information, contact Taylor Lovell (TLovell@uvu.edu).

### Key Findings

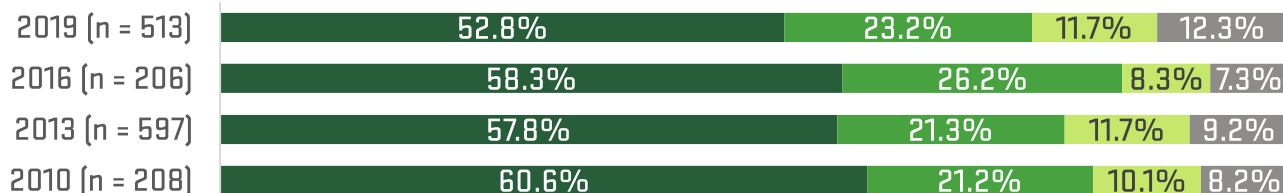
- 76.0% of employed UVU graduates have work responsibilities that are at least moderately related to their course of study.
- 65.2% of employers said that a graduate's specific course of study was at least moderately relevant in their employment decisions. 68.9% said the same for having a degree in general.
- Employers rated UVU graduates as most competent at (1) willingness to learn, (2) overall quality of work, and (3) understanding the ethical implications of their choices.
- Employers rated UVU graduates as least competent at (1) having a broad understanding of human cultures and the natural world, (2) math skills, and (3) thinking about things in a new and creative way.
- 35.5% of employers said that there are specific areas of knowledge, skills, and abilities where UVU graduates need better preparation. The specific areas that were mentioned most frequently were (1) job-specific skills, (2) communicating clearly and efficiently, and (3) people skills.
- 55.9% of employers said that a degree from UVU would make them more likely to hire a candidate. 43.8% said they were neutral about a degree from UVU.



### “How related is [student]'s degree in [major] to their current responsibilities?”

*Excludes “Don’t Know”*

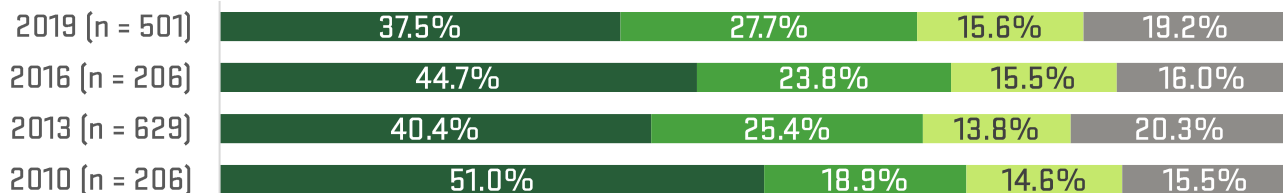
■ Very Related ■ Moderately Related ■ Slightly Related ■ Not Related



### “How relevant was [student]'s specific course of study in your employment decision?”

*Excludes “Don’t Know”*

■ Very Relevant ■ Moderately Relevant ■ Slightly Relevant ■ Irrelevant



### “How relevant was it that [student] have a degree in general, in your employment decision?”

*Excludes “Don’t Know”*

■ Very Relevant ■ Moderately Relevant ■ Slightly Relevant ■ Irrelevant

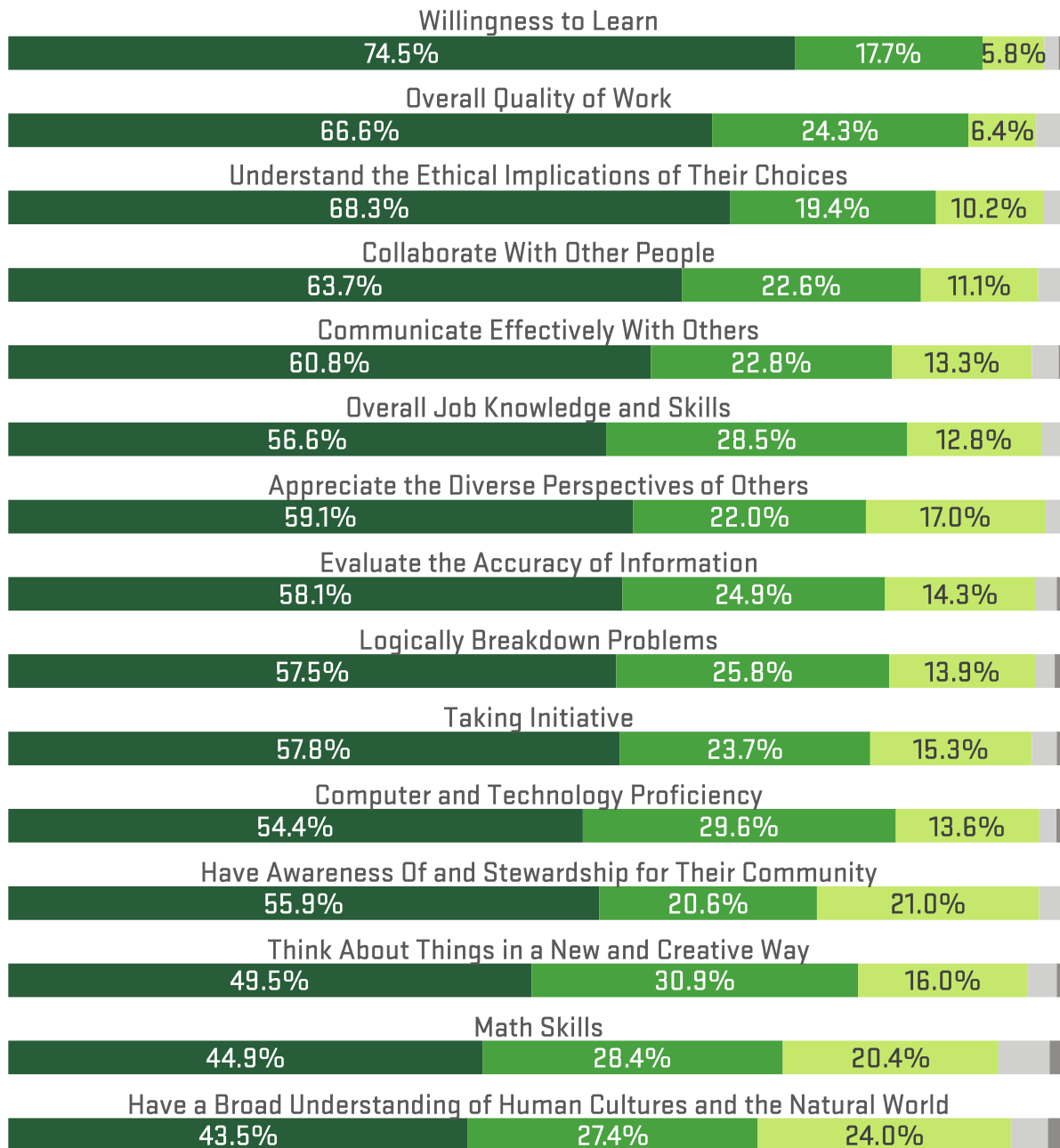




## "Please rate the knowledge and skills of [student] in the following areas:"

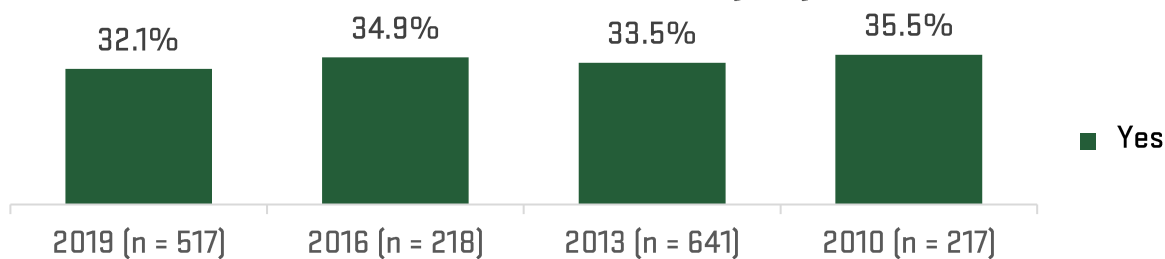
*Excludes "Not Relevant" Responses. n = 512*

■ Ideal ■ More Than Adequate ■ Adequate ■ Less Than Adequate ■ Inadequate





**“Do you feel there are specific areas of knowledge, skills, and abilities where [student] needs better or additional preparations?”**



**“In which specific areas of knowledge, skills, and abilities does [student] need better or additional preparation?”**

*Only asked if above question is answered “Yes.” Excludes “Can’t think of any” responses. Open response question with multiple responses allowed. n = 134*

Job-Specific Skills	24.6%	Flexibility	2.2%
Communication	17.9%	Critical Thinking	2.2%
People Skills	11.2%	Math Skills	2.2%
Work Experience	10.4%	Teamwork	2.2%
Work Ethic/Taking Initiative	9.0%	Technological Skills	1.5%
Organization/Time Management	5.2%	Foreign Language	1.5%
Maturity	4.5%	Confidence	1.5%
Cultural Awareness/Sensitivity	3.7%	Other	5.2%
Leadership	3.0%		

**“In the future when considering applicants for a position, would a degree from UVU make you more or less likely to hire someone?”**

*n = 511*

■ Much More Likely ■ More Likely ■ Neutral ■ Less Likely ■ Much Less Likely

