

Graduating Student Phone Survey Class of 2020

Every semester, shortly before graduation, Institutional Research attempts to call all students who have applied for graduation. The graduating class of 2020 includes students who graduated in the Summer 2019, Fall 2019, and Spring 2020 semesters. Because of complications caused by COVID-19, we had to contact Spring 2020 graduates by email instead of phone.

We attempted to contact 6,249 graduates, and successfully contacted 1,994. This gives us a 31.9% response rate and a 1.8% margin of error. For more information, contact Taylor Lovell (Tlovell@uvu.edu).

Key Findings on UVU Graduates

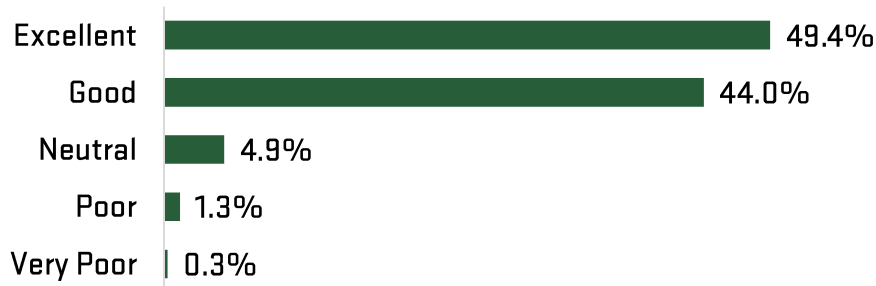
- 93.4% rated their overall experience at UVU as “Good” or “Excellent.”
- 82.9% planned to live in Utah after graduation.
- 81.3% were employed at the time of graduation or shortly thereafter.
- 29.2% started a new job or position as a result of completing their education.
- 63.0% of employed graduates said that their employment is “Moderately Related” or “Very Related” to their UVU degree.
- 31.9% were starting their next educational program shortly after graduation.
- The most popular schools where graduates were continuing their education were UVU (46.9%), U of U (9.5%), BYU (5.4%), and USU (4.7%).
- 47.5% completed an internship while a student at UVU.
- 89.2% of graduates who completed an internship said that their internship had a positive effect on their ability to gain employment.

Table of Contents

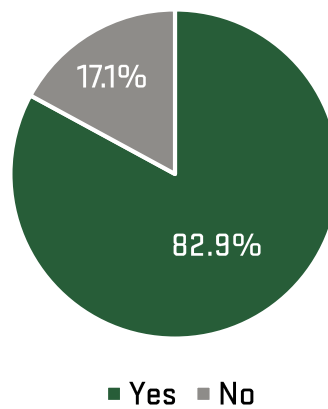
2. Overall Experience
3. Employment
6. Education
8. Internships



How would you rate your overall experience at UVU? (n = 1994)



Do you plan to live in Utah during the next year? (n = 1,868)



Is there anything UVU could have done to improve your educational experience? (Open Response, Top 14 Response Categories, n = 669)

Better Teachers	16.1%	Better Program Organization	3.7%
Real-World/Hands-On Focus	9.3%	More Online/Hybrid Classes	3.7%
Better Advisors	8.1%	More Classes at More Times	3.6%
Help Finding a Job	6.0%	Better Parking	3.4%
Missing Programs/Classes	5.2%	Better Communication	3.1%
Help Finding Internships	5.1%	Increase Academic Rigor	3.1%
Remove Prerequisites/Requirements	4.5%	Updated Class Content	2.2%

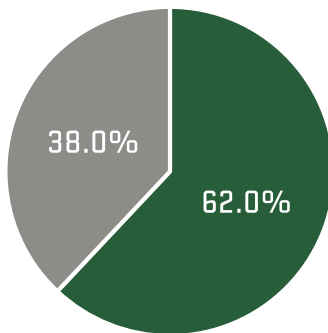


Employment (n = 1,990)

		Will you start a new job or position as a result of completing your education?	
		Yes	No
Are you currently employed?	Yes	25.5%	52.1%
	No	3.7%	18.6%

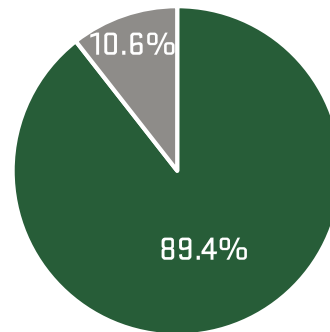
How many hours do you work? (Employed Graduates Only, n = 1,545)

■ Full Time ■ Part Time

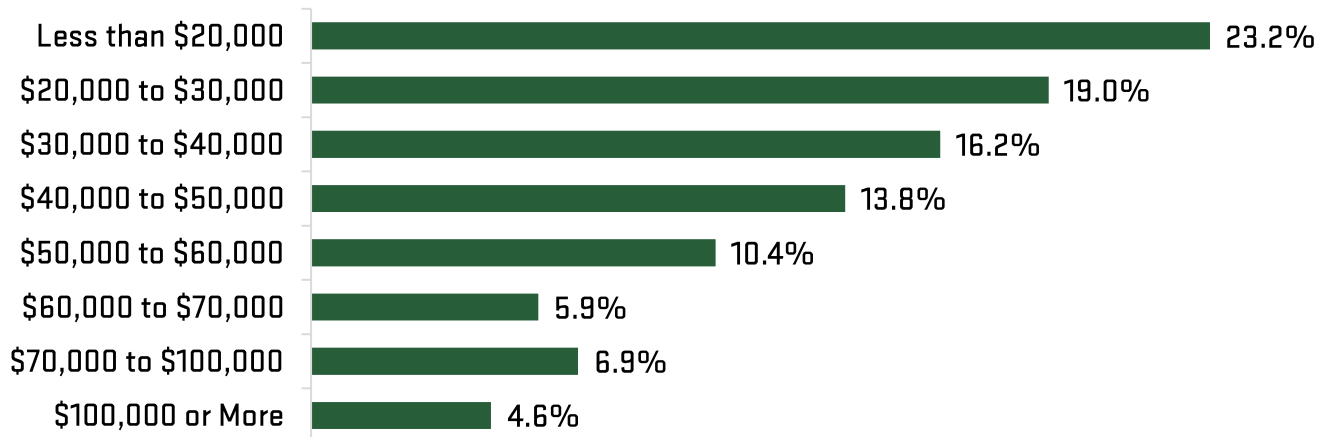


Is your employer located in Utah? (Employed Graduates Only, n = 1,542)

■ Yes ■ No

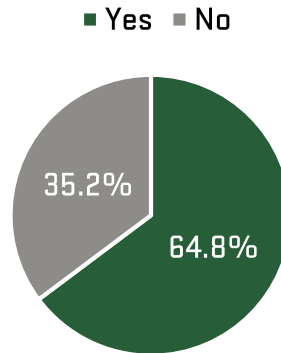


Income Categories (Employed Graduates Only, n = 1,467)

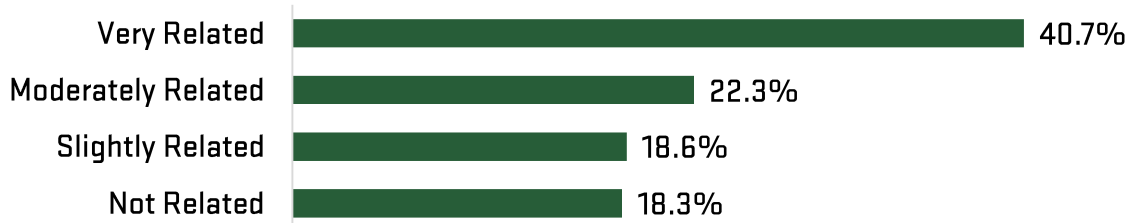




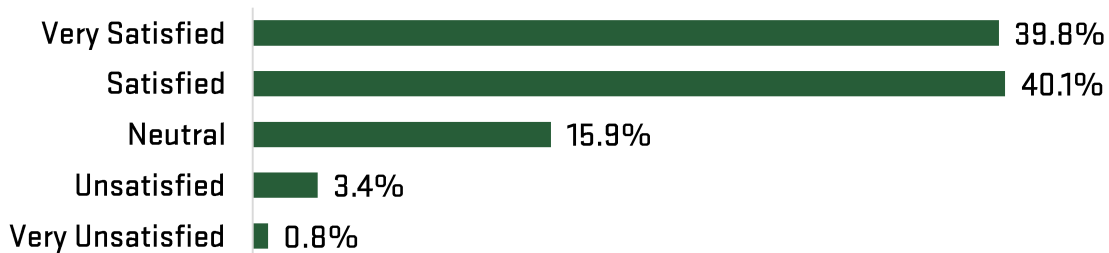
**Does your job regularly use most of the skills you've gained through your education?
 (Employed Graduates Only, n = 1,490)**



How related to your UVU degree is your employment? (Employed Graduates Only, n = 1,526)



How satisfied are you with your employment? (Employed Graduates Only, n = 1,479)



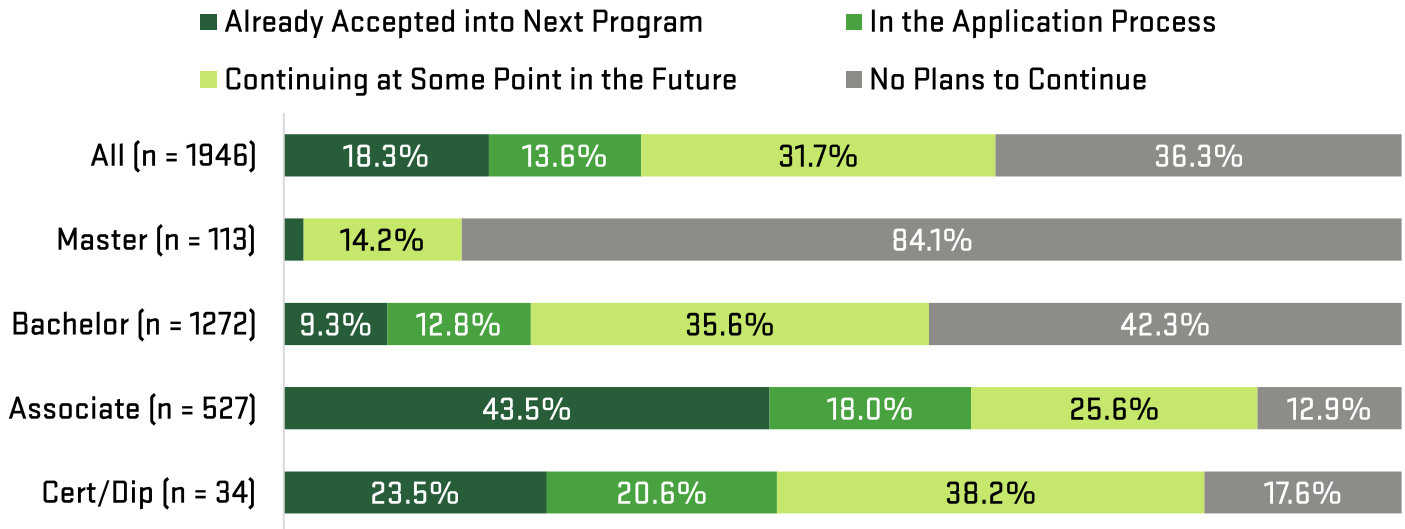
Most Common Job Categories (n = 900)

Graduate Count

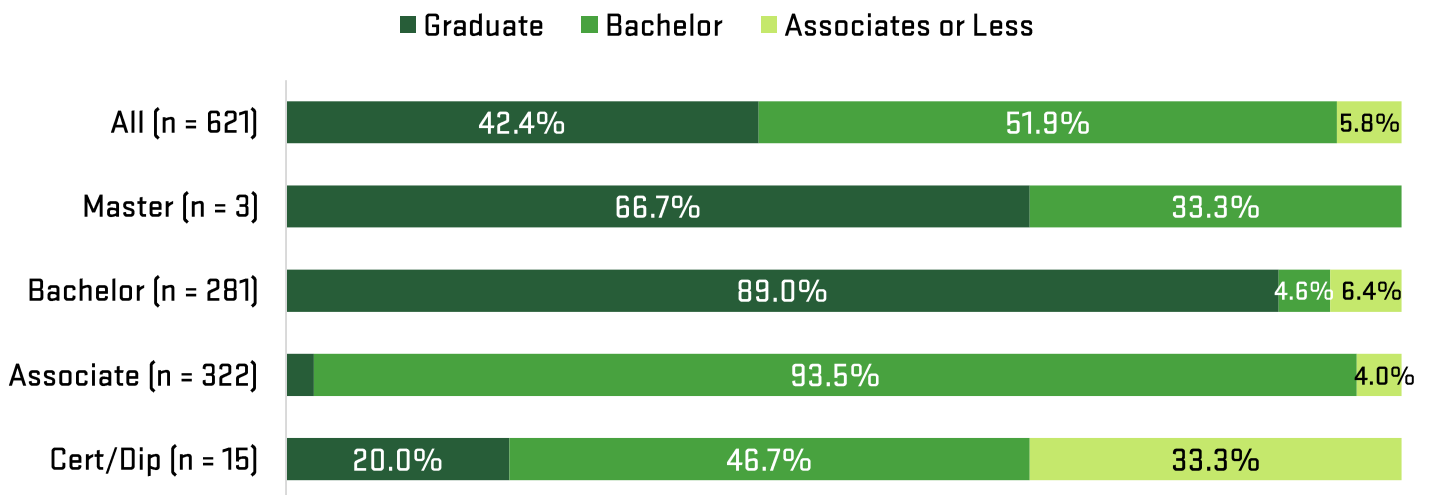
Computer and Mathematical Occupations	30
Software and Web Developers, Programmers, and Testers	26
Customer Service Representatives	22
Secretaries and Administrative Assistants	22
Accountants and Auditors	18
Elementary and Middle School Teachers	18
Construction and Extraction Occupations	17
Food Preparation and Serving Related Occupations	17
General and Operations Managers	17
Market Research Analysts and Marketing Specialists	16
Military Specific Occupations	16
Installation, Maintenance, and Repair Occupations	14
Teaching Assistants	14
Health Technologists and Technicians	13
Retail Sales Workers	13
Material Recording, Scheduling, Dispatching, and Distributing Workers	12
Airline Pilots, Copilots, and Flight Engineers	11
Home Health and Personal Care Aides; and Nursing Assistants, Orderlies, and Psychiatric Aides	11
Registered Nurses	11
Self-Enrichment Teachers	11
Firefighters	10
Miscellaneous Sales Representatives, Services	10
Other Personal Care and Service Workers	10
Sales Representatives, Wholesale and Manufacturing	10
Advertising and Promotions Managers	9
Educational Instruction and Library Occupations	9
First-Line Supervisors of Office and Administrative Support Workers	9
Media and Communication Workers	9
Secondary School Teachers	9
Tutors	9
Computer Support Specialists	8
Miscellaneous Community and Social Service Specialists	8
Retail Salespersons	8
Childcare Workers	7
Commercial Pilots	7
Designers	7
Meeting, Convention, and Event Planners	7
Sales Managers	7



Plans for Continuing Education by Level of UVU Degree



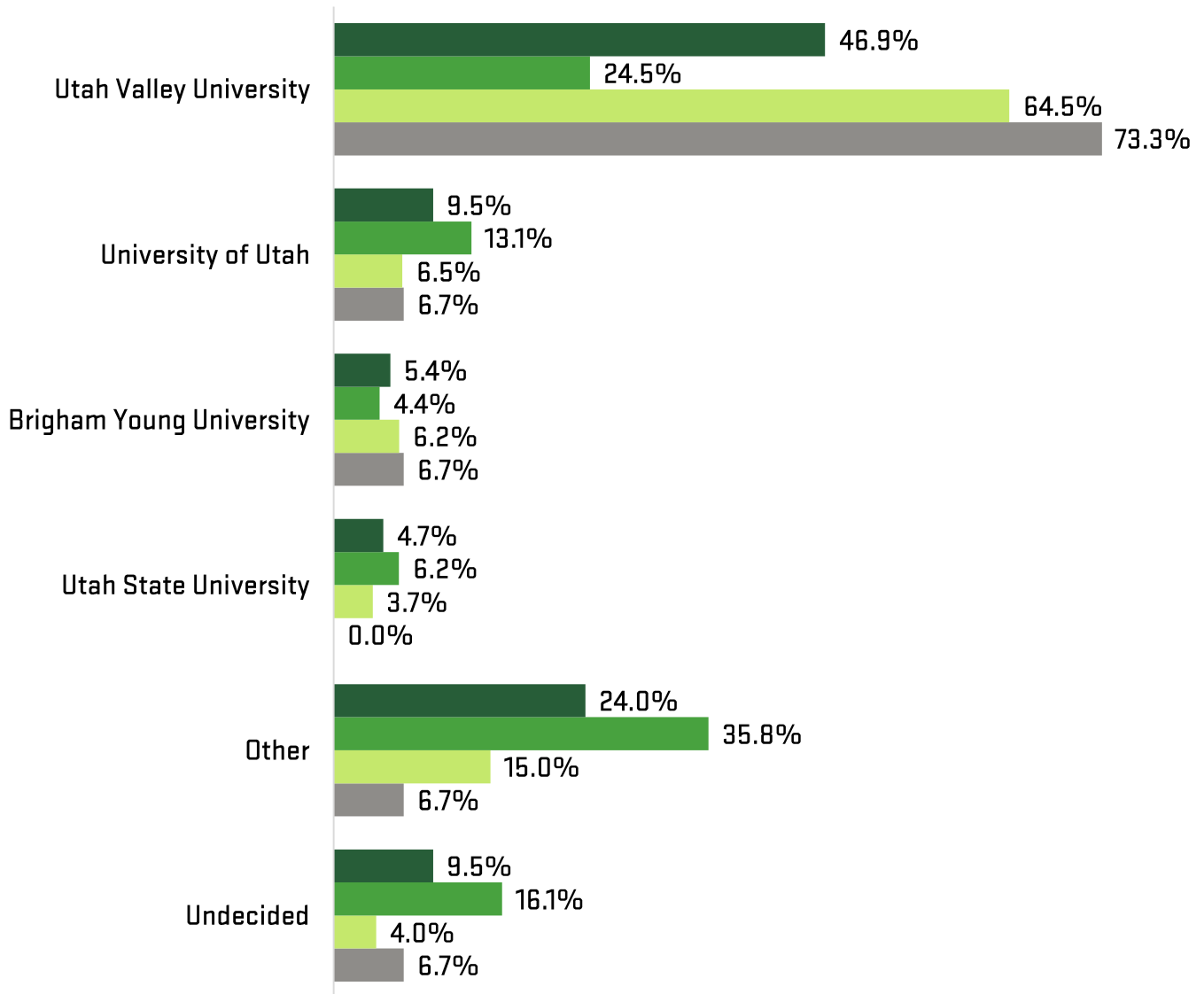
Next Degree Pursuing by Level of UVU Degree (Only Includes “Already Accepted” and “Application Process” Graduates)



$$f(x) = \frac{1}{\sqrt{2\pi}} e^{-\frac{x^2}{2}}$$

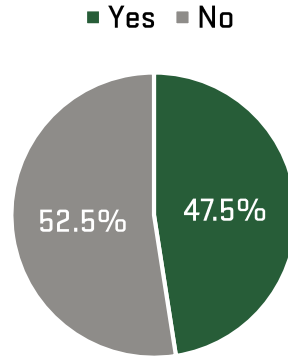
Next School by Level of UVU Degree (Only Includes “Already Accepted” and “Application Process” Graduates)

■ All (n = 612) ■ Bachelor (n = 274) ■ Associate (n = 321) ■ Cert/Dip (n = 15)

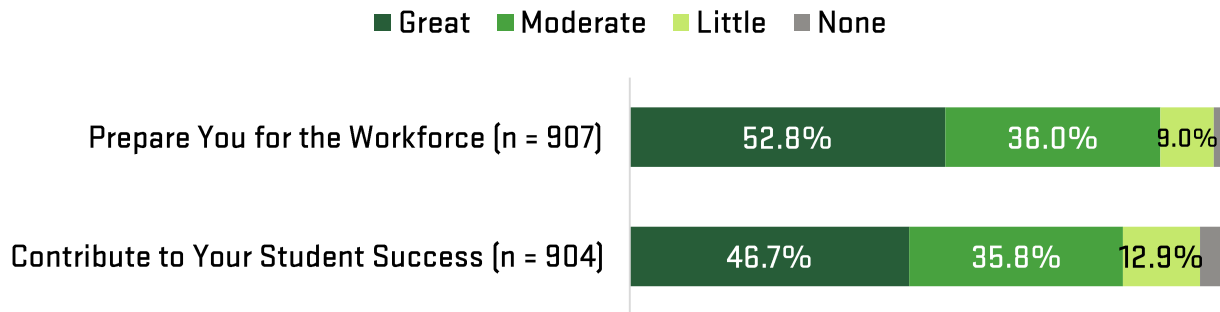




Did you complete an internship while a student at UVU? (n = 1948)



How much did your internship...? (Only Includes Graduates who Completed an Internship)



Internships and Employment (Only Includes Graduates who Completed an Internship)

