

Graduating Student Web Survey Class of 2020

This web-based survey is attached to the end of each student's graduation application. Of the more than 6,000 graduates from the 2020 graduating class (Summer 2019, Fall 2019, Spring 2020), we received responses from 2,170. This gives us a 34.1% response rate and a 1.7% margin of error. For more information, contact Taylor Lovell (TLovell@uvu.edu).

Key Findings on UVU Graduates

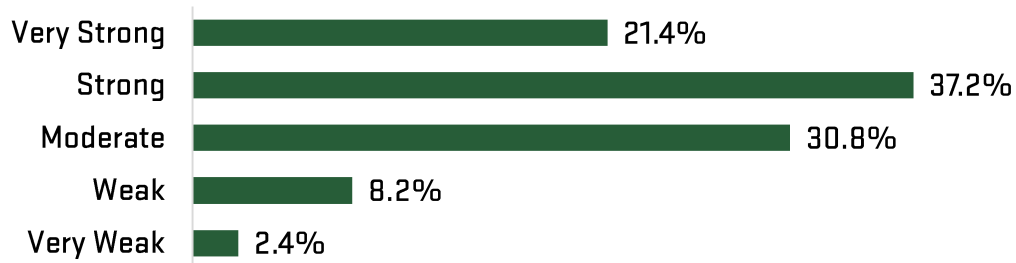
- 91.9% rated their overall experience at UVU as “Good” or “Excellent.”
- 58.6% rated the strength of their connection to UVU as “Strong” or “Very Strong.”
- 86.3% would choose UVU if they could make their college choice over again.
- UVU had the greatest impact on graduates' ability to (1) think about things in new and creative ways, (2) appreciate the diverse perspectives of others, and (3) evaluate the accuracy of information.
- 31.0% had to delay their graduation by at least one semester because of class scheduling and availability.
- The most commonly mentioned ways that UVU could improve the academic experience are (1) improving teacher quality, (2) offering more classes at different times, and (3) improving advisor quality.



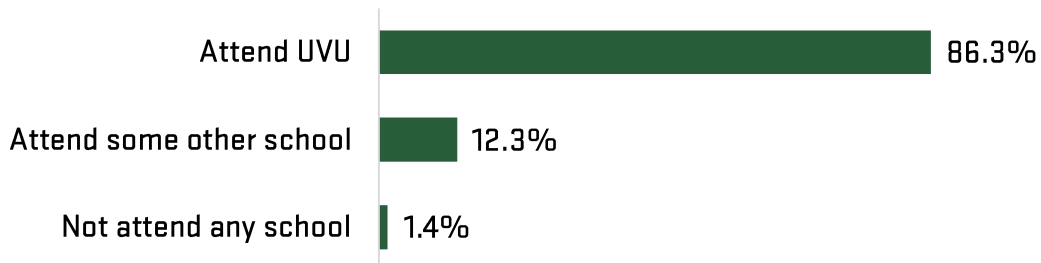
How would you rate your overall educational experience at UVU? (n = 2,140)



How would you rate the strength of your connection UVU? (n = 2,137)



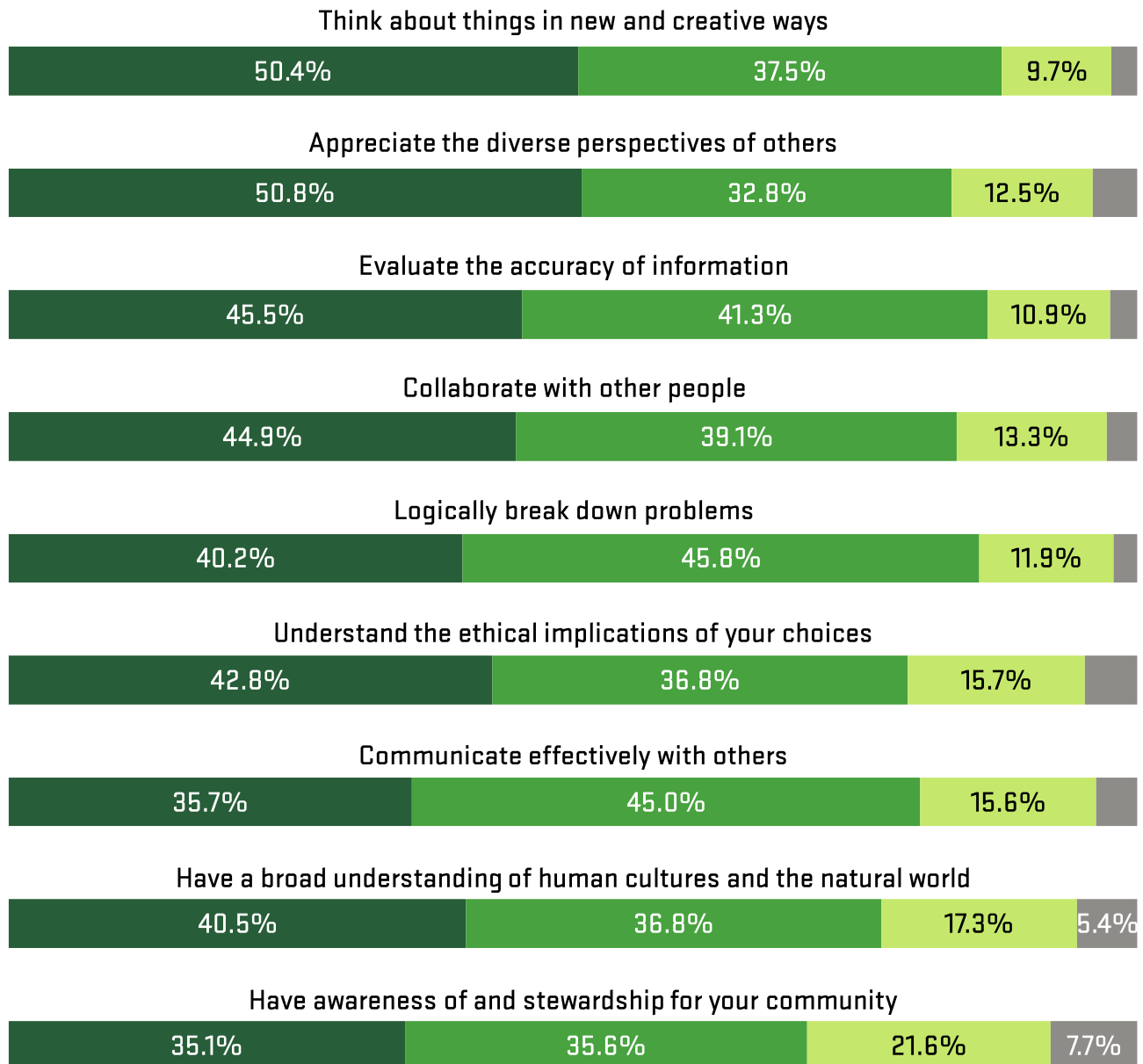
If you could make your college choice over again, would you be most likely to...? (n = 2,135)





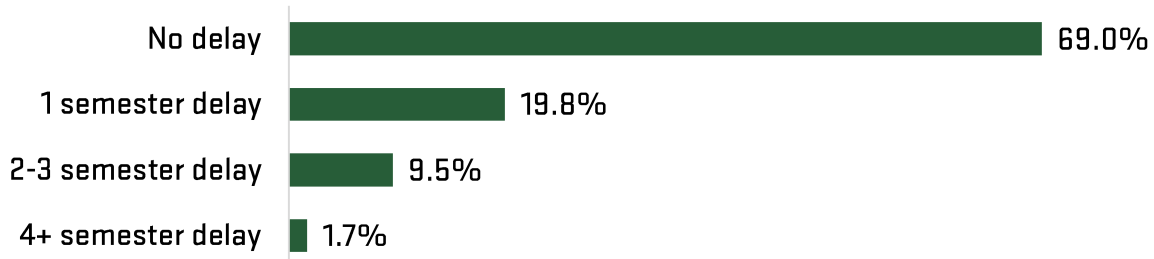
How would you rate the contribution that UVU has had in your ability to...? (n = 2,100)

■ Major ■ Moderate ■ Minor ■ None



$$f(x) = \frac{1}{\sqrt{2\pi}} e^{-\frac{x^2}{2}}$$

Because of class scheduling and availability, did you have to graduate later than expected? (n = 2,124)



Is there anything that UVU could have done to improve your educational experience? (Open Response, n = 794)

Better professors	17.0%
Offer more classes at different times	13.6%
Better advisors	9.9%
Offer more online courses	9.1%
Require fewer prerequisites and generals	5.4%
Better/cheaper parking	5.0%
Better communication	4.4%
More program funding/better facilities	3.9%
More offerings of upper division courses	3.5%
Real-world/hands-on learning	3.1%
More activities/better social life	3.0%