

TO DREAM (MORE) AND TO LIVE (BETTER)

State of the University Address
President Astrid S. Tuminez
24 January 2019
Utah Valley University



IT IS AN INTERESTING TIME IN HIGHER EDUCATION...

Poll: Less than half of US adults have strong confidence in higher education

Duke
CORPORATE EDUCATION

OUR STORY

OUR WORK

OUR INSIGHTS

OUR LOCATIONS



CONTACT

HOW SEISMIC CHANGES IN THE HIGHER EDUCATION LANDSCAPE WILL IMPACT UNIVERSITIES

- John Davis and Mark Farrell

Henry C. Lucas, Jr.

Technology
and the
Disruption of
Higher Education

World Scientific

Higher Education Is Now Ground
Zero For Disruption

PRESENTED BY COLGATE UNIVERSITY

INNOVATION[+] DISRUPTION
IN HIGHER EDUCATION

NEW YORK TIMES BEST-SELLING AUTHOR
WILLIAM J. BENNE
WITH DAVID WILEZOL

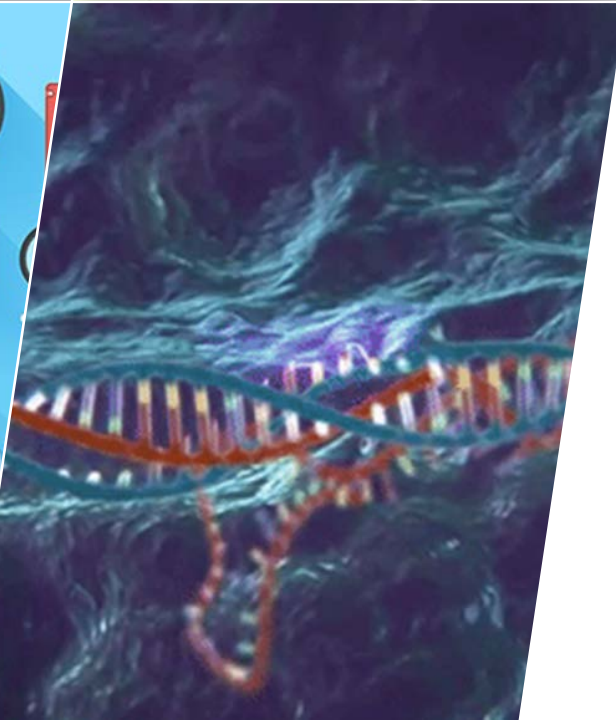
IS
COLLEGE
WORTH
IT?

A FORMER UNITED STATES SECRETARY OF
EDUCATION AND A LIBERAL ARTS GRADUATE EXPOSE
THE BROKEN PROMISE OF HIGHER EDUCATION



IT IS AN INTERESTING TIME IN
THE WORLD IN GENERAL!

A NEW INDUSTRIAL
REVOLUTION, WITH
PHYSICAL, BIOLOGICAL,
DIGITAL IMPLICATIONS



65-85% OF JOBS FOR MILLENNIALS AND GEN Z DON'T EXIST YET...





HIGHER EDUCATION IS
MORE IMPORTANT THAN
EVER!

UVU IS MORE
RELEVANT THAN EVER!



*1. WE ARE BUILDING ON A
STRONG FOUNDATION.
"CELEBRATE"*

THE HOLLAND ERA: PEOPLE, PROGRAMS, BUILDINGS, BUDGETS



President Matthew S. Holland
(2009-2018)




DUAL-MISSION MODEL: COMMUNITY COLLEGE AND COMPREHENSIVE UNIVERSITY



RELEVANT EDUCATION FOR THE 21ST CENTURY

- Non-prejudicial approach
- Emphasis on access and affordability
- Non-linear degree completion
- The whole gamut of options, delivered well
- Focus on student success



46 Certificate Programs

66 Associate Degrees

90 Bachelor Degrees

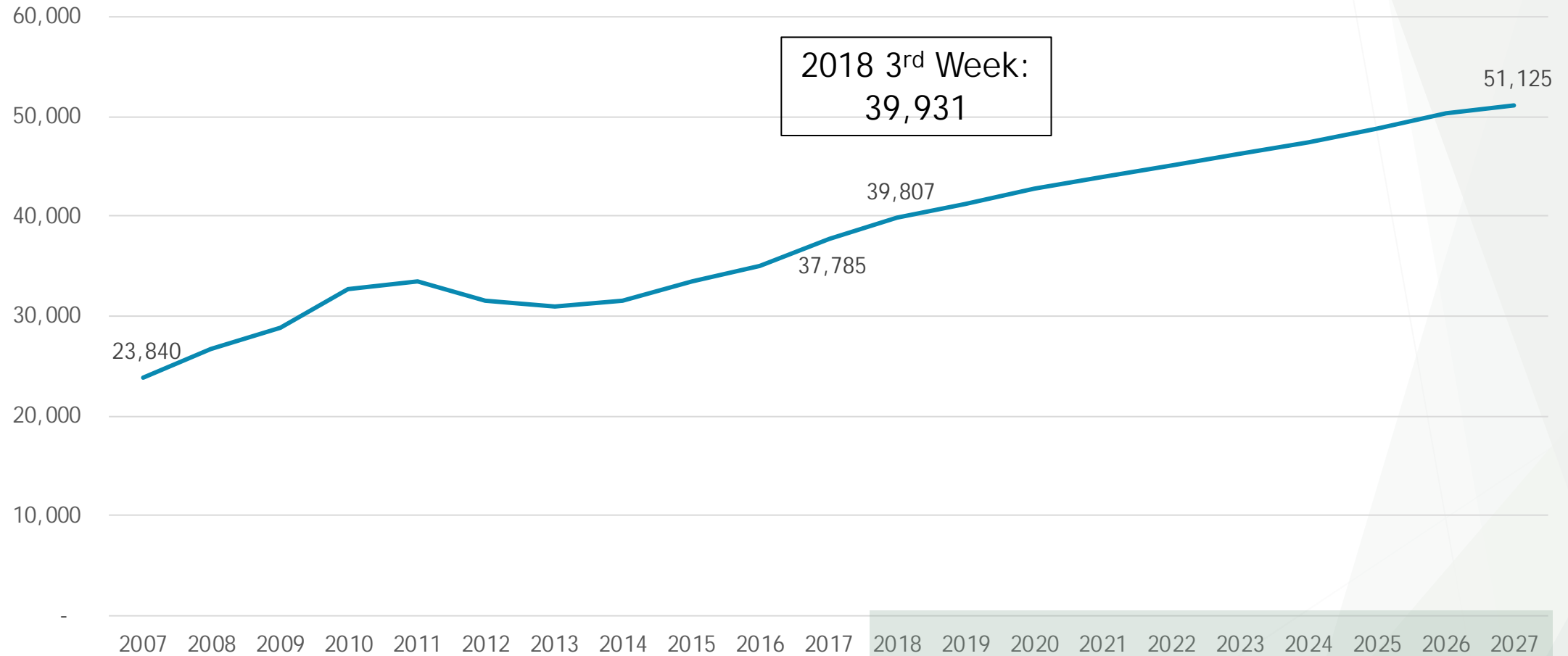
8 Master Degrees

4 Master Certificates

29 Online Programs

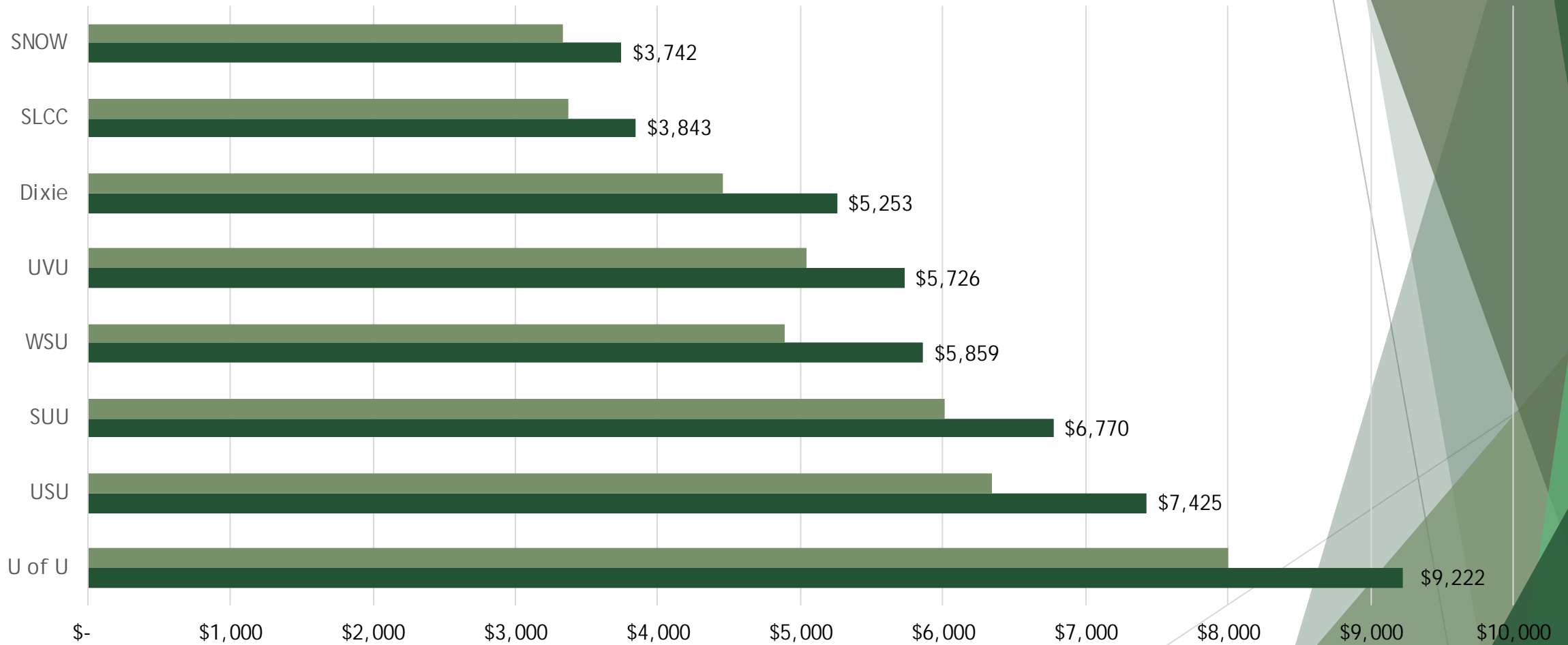


GROWING ENROLLMENT



2018-19 TUITION & FEES (VALUE)

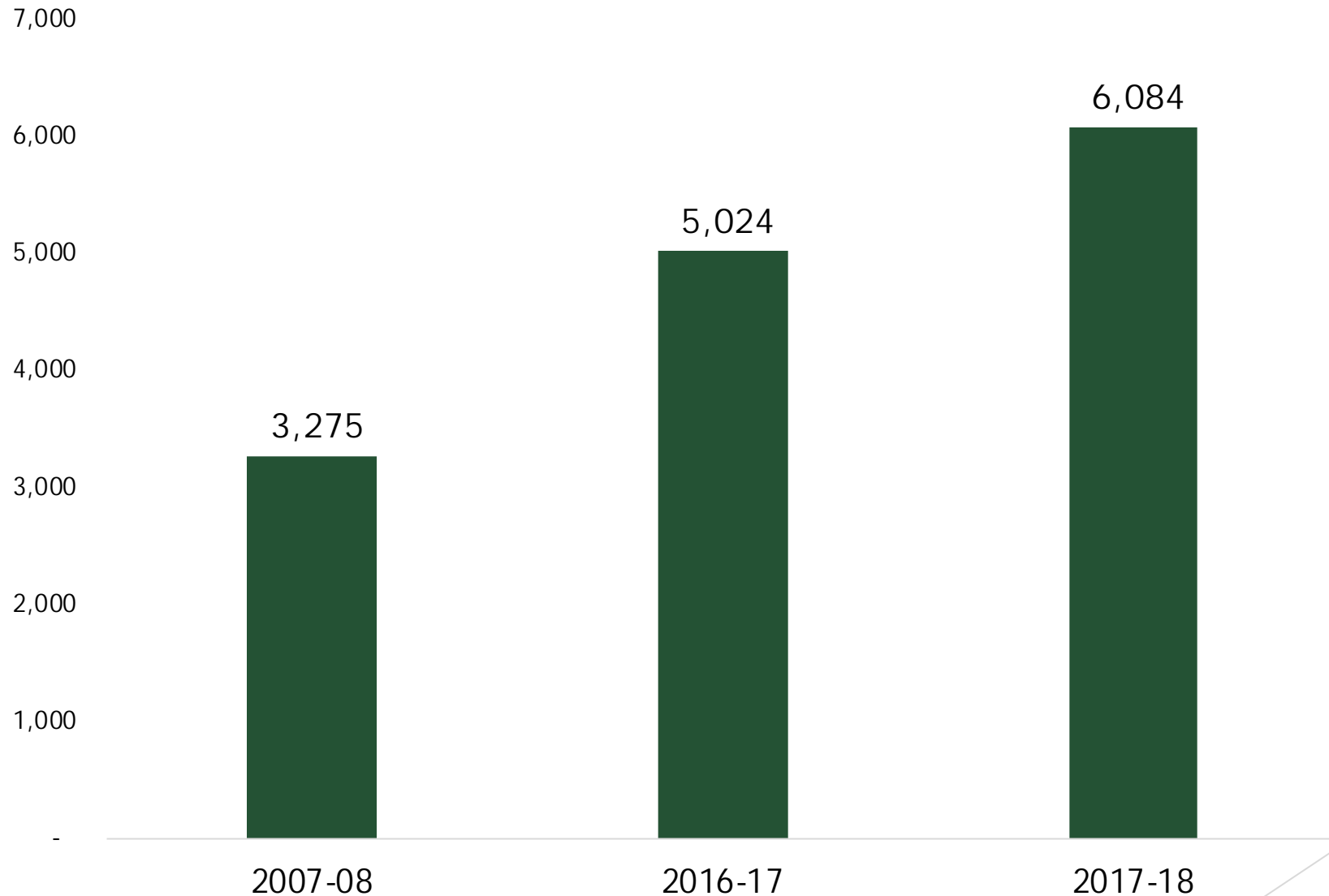
ACADEMIC YEAR, RESIDENT UNDERGRADUATE



Source: State Board of Regents (www.higheredutah.org)

■ Tuition ■ Tuition & Fees

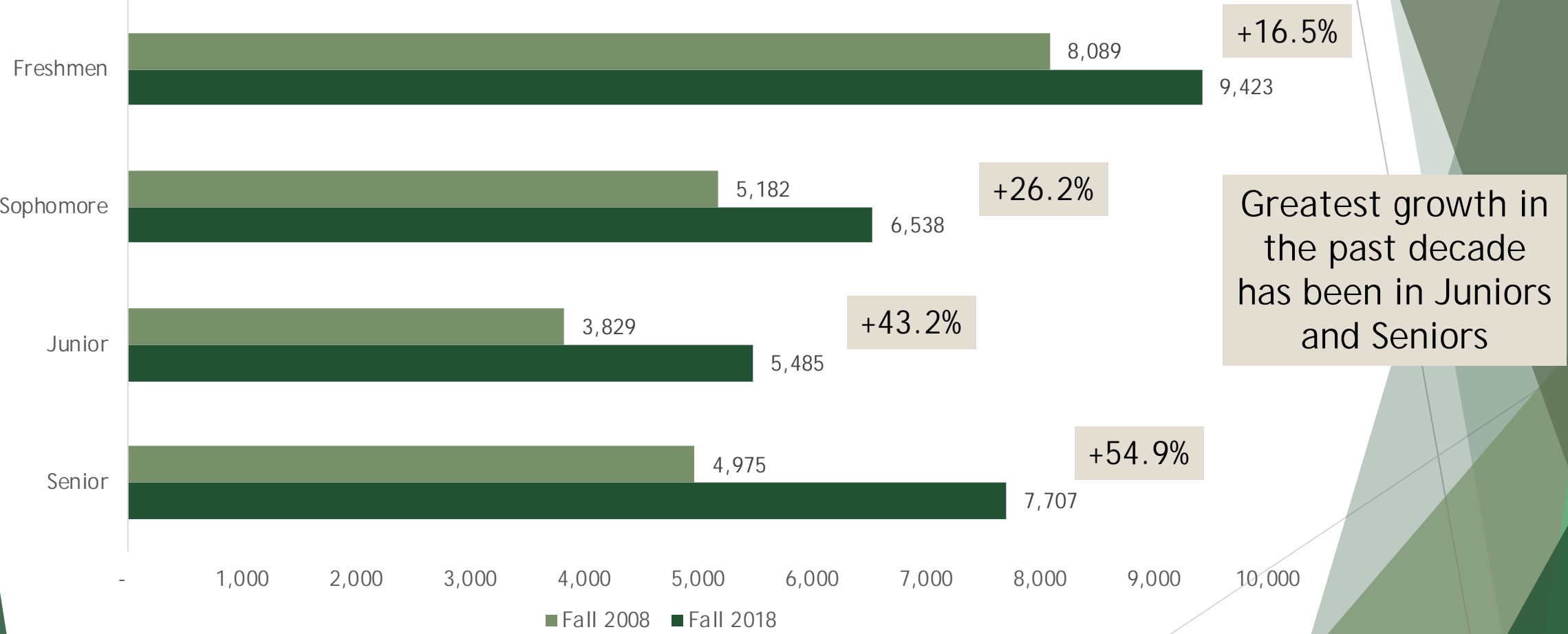
HISTORY OF GRADUATION RATES



UVU graduates 86% more students today than in 2007-08.

UVU graduated 21% more students in 2017-18 than in 2016-17.

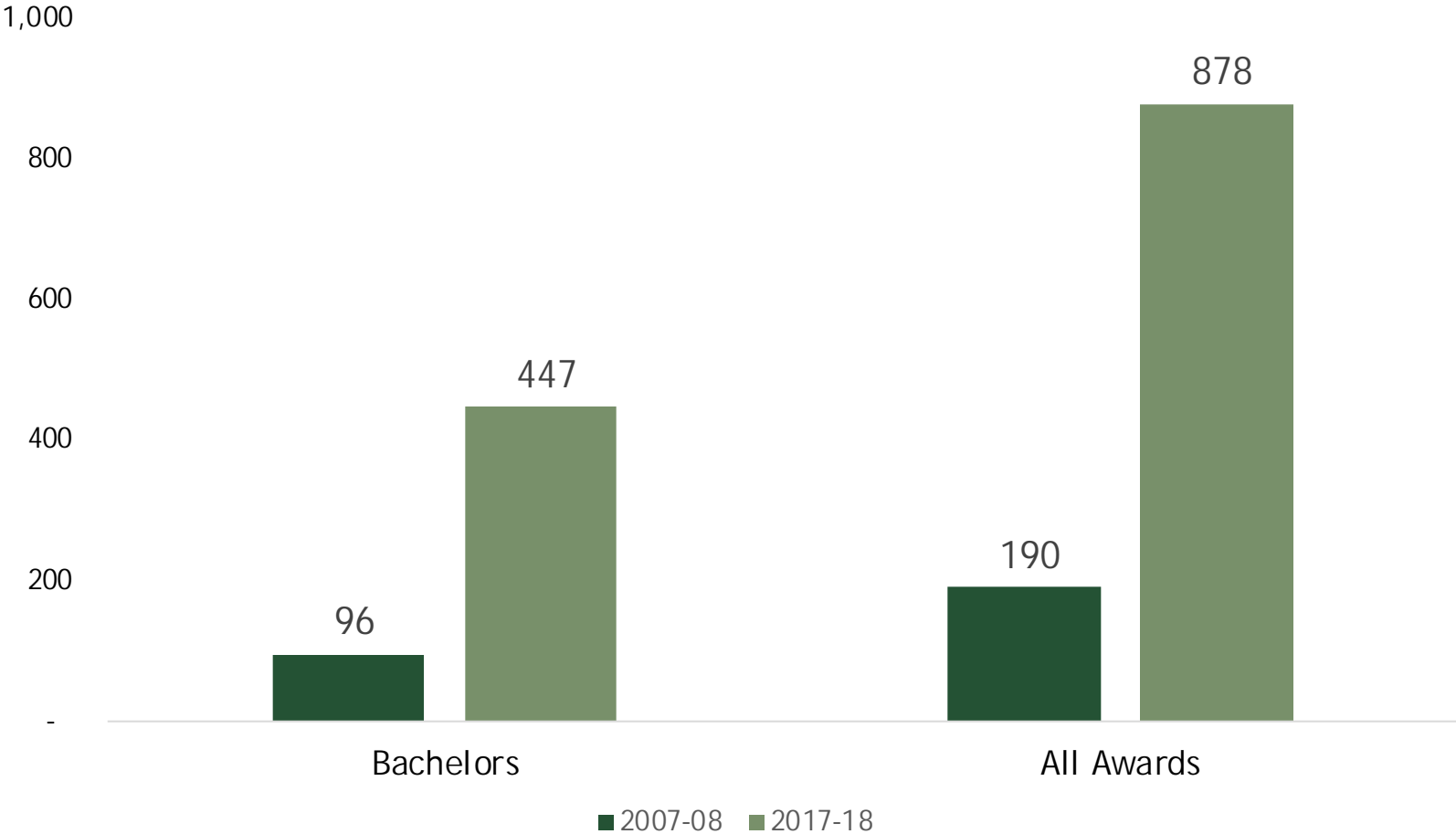
STUDENT HEADCOUNT COMPARISON BY CLASS LEVEL



Greatest growth in the past decade has been in Juniors and Seniors

UVU'S COMMITMENT TO DIVERSITY AND INCLUSION

UVU GRADUATES OF COLOR

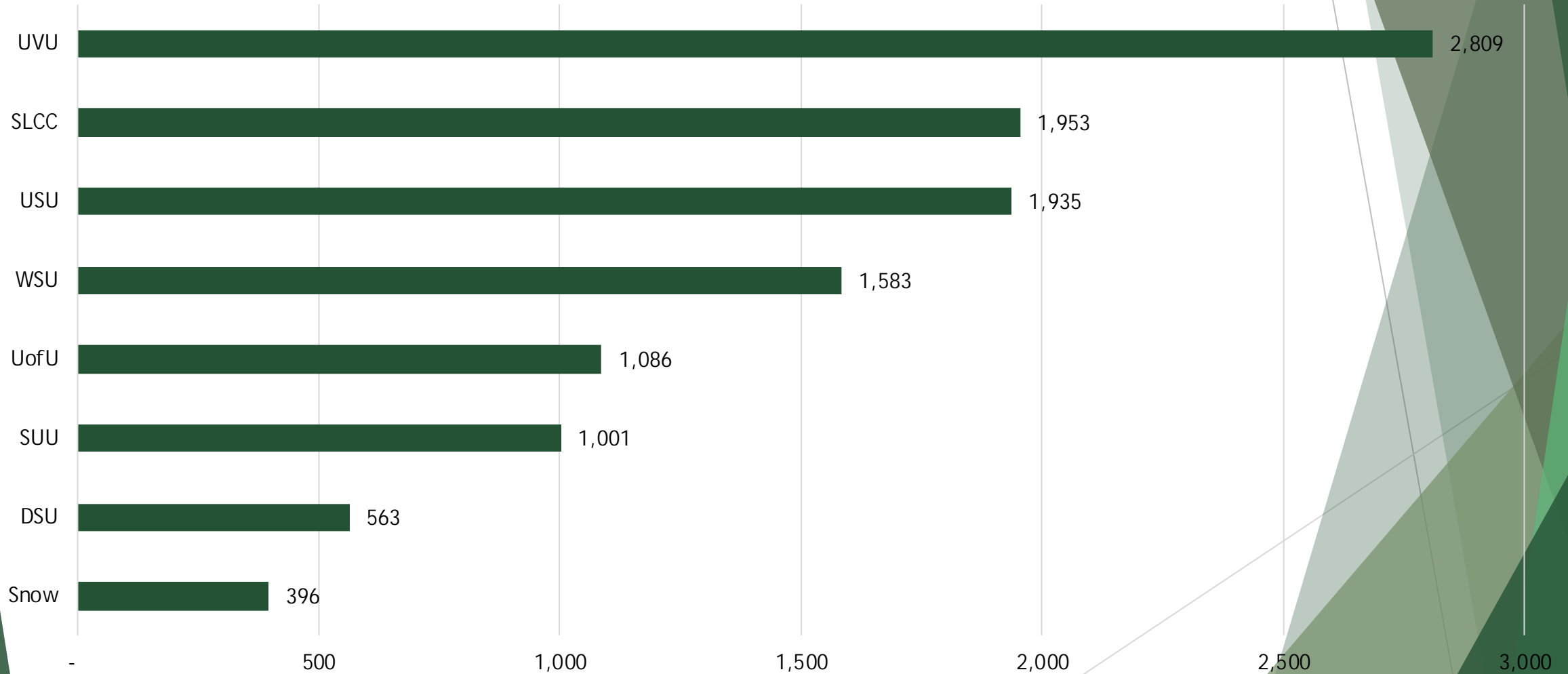


Since 2007-08, UVU has a 366% increase in the number of bachelor's degrees awarded to students of color.

Since 2007-08, UVU has a 362% increase in the number of graduates of color.

Since 2007-08, USHE has a 198% increase in the number of graduates of color.

CHANGE IN AWARDS GRANTED 2017-18 COMPARED TO 2007-08



RATIO OF SALARY AFTER ATTENDING TO AVERAGE ANNUAL COST

Utah Valley University	5.3
Weber State University	4.4
Salt Lake Community College	4.3
University of Utah	4.2
Snow College	3.5
Utah State University	3.4
Southern Utah University	2.9
Dixie State University	2.6



Source: USDOE College Scorecard 2018

Salary After Attending: *The median earnings of former students who received federal financial aid at 10 years after entering the school*

Average Annual Cost: *The average annual net price for federal financial aid recipients, after aid from the school, state, or federal government. For public schools, this is only the average cost for in-state students.*

LOCATION, LOCATION, LOCATION!

Utah County Job Growth

- No. 2 in the nation for job growth
- 6% job growth between March 2017 and March 2018 (vs. natl. ave. of 1.6%)
- No. 6 in the nation for the percentage increase in average weekly wages, up 9%

- U.S. Bureau of Labor Statistics



Utah is the No. 2 economy in the US for strength and stability.

-US News and World Reports, 2018


LEGISLATIVE SUPPORT

Year	Change in Tax Funds
FY11	\$3,034,700
FY12	-\$1,315,500
FY13	\$3,535,500
FY14	\$5,612,500
FY15	\$25,213,000
FY16	3,493,900
FY17	\$4,489,500
FY18	\$5,972,800
FY19	\$10,208,700
Total	\$60,245,100

STUDENTS



FACULTY





ATHLETICS

SENIOR VICE PRESIDENT OF ACADEMIC AFFAIRS: THANK YOU, JEFF!

These are some of the highlights of the last five years:

- Expanding programs and increasing offerings: undergraduate certificates (37 to 46), associate degrees (63 to 67), bachelor's degrees (75 to 90), graduate certificates (2 to 4), master's degrees (3 to 8), minors (52 to 65), & total degree emphases (205 to 224).
- Adding engineering degrees and a department of engineering; college name change to the College of Engineering and Technology.
- Expanding the health programs under the new name of the College of Health and Public Service.
- Hiring 310 full-time faculty, taking the total to 730; reaching and passing the goal of 55 percent of all course sections taught by full-time faculty.
- Increasing the graduation/completions by 20 percent.

<https://www.uvu.edu/provost-vpaa/>



UVU MUSEUM OF ART AND LEARNING CENTER



Lakemount Manor

NOORDA CENTER FOR THE PERFORMING ARTS



OUR COMMITMENT TO FAMILIES



Medical Maternity Leave



Parental Leave

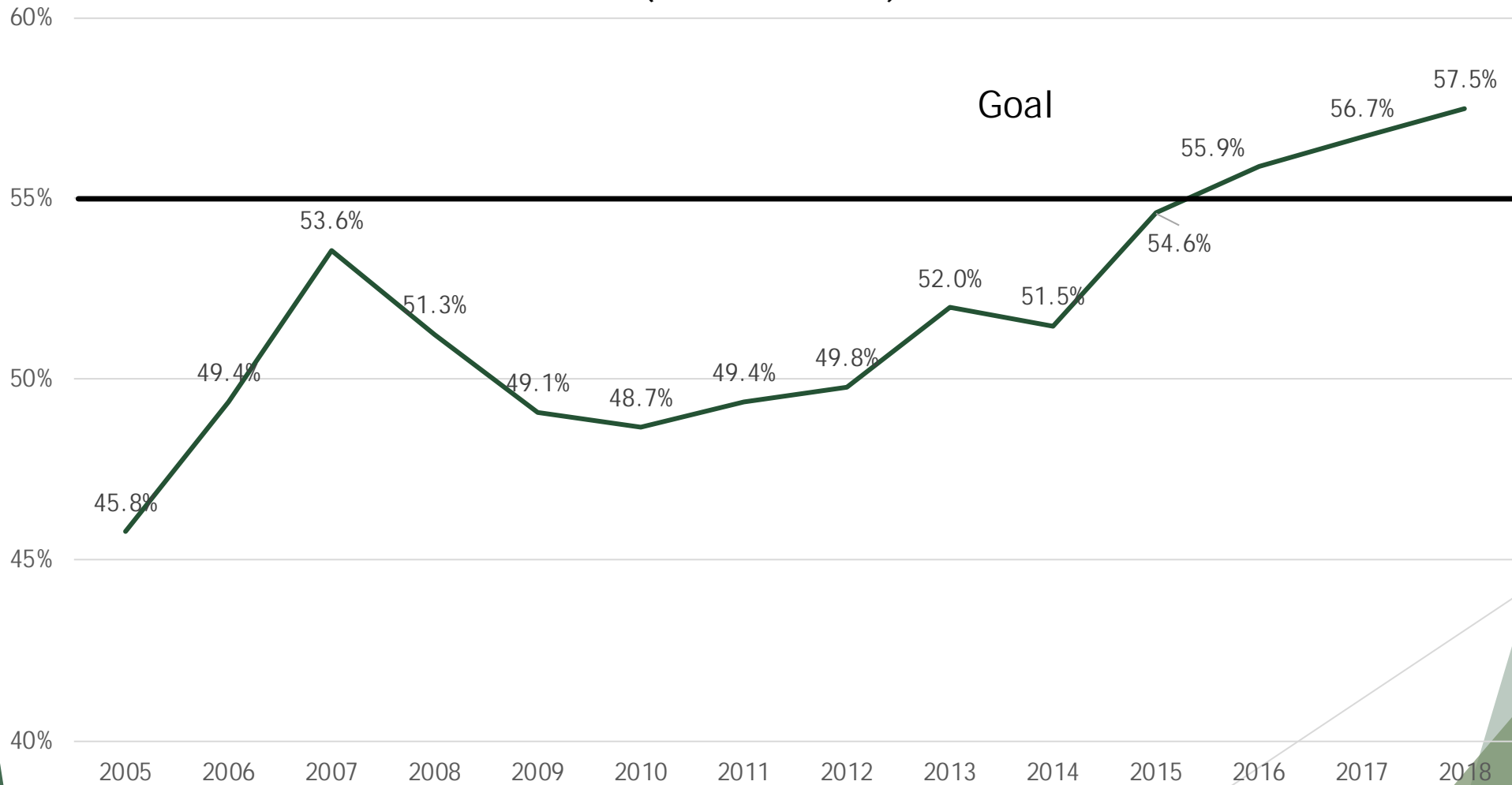
*2. WE HAVE MANY
OPPORTUNITIES AHEAD!
"GAME CHANGERS"*

EXCELLENT TEACHING, ENGAGED SCHOLARSHIP, CREATIVE WORK



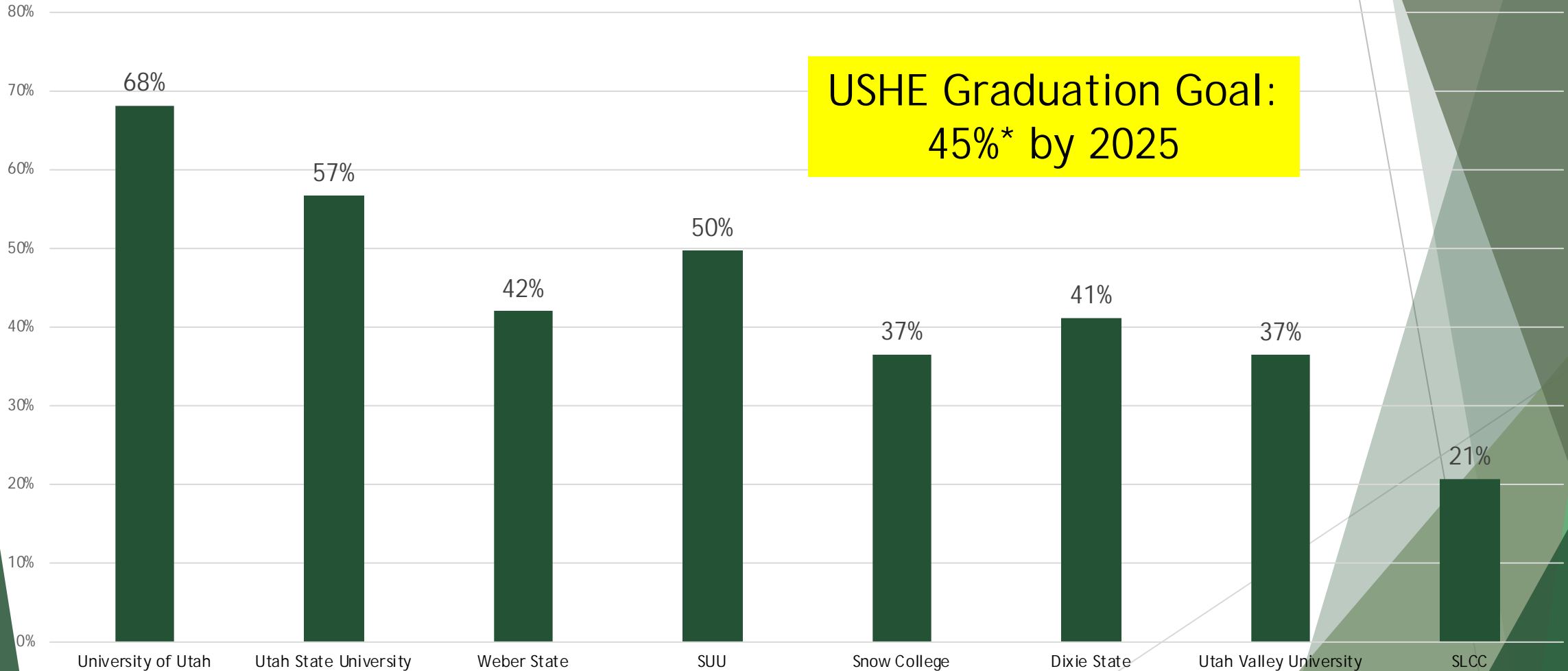
UVU: INVESTMENT IN TEACHING

Percent of Instruction by Salaried Faculty
(Fall Semester)



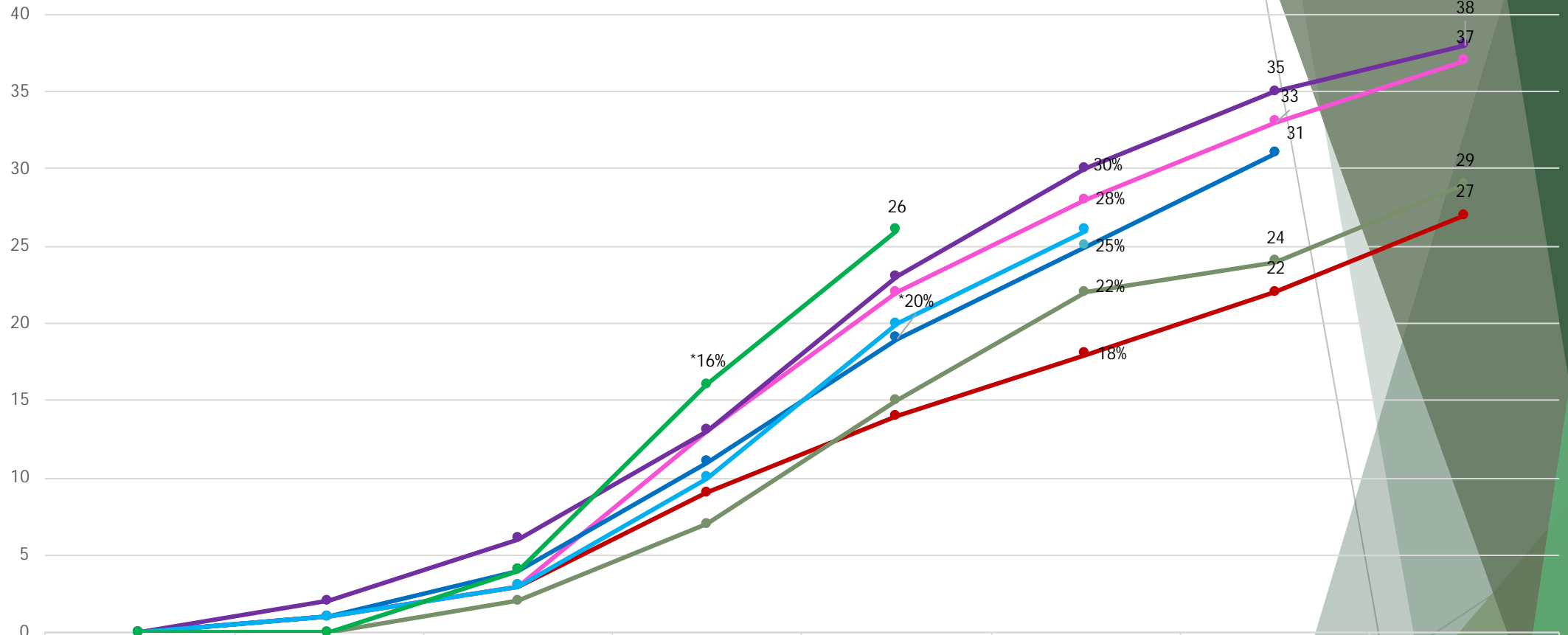
INCREASING UVU'S GRADUATION RATE

2009-10 Entering Undergraduate Cohort receiving an award



*Within 8 years of enrollment, measured by IPEDS Outcome Measures Survey


PROGRESSIVE 8-YEAR GRADUATION RATES FOR FTFT COHORT



	1-Year Graduation	2-Year Graduation	3-Year Graduation	4-Year Graduation	5-Year Graduation	6-Year Graduation	*7-Year Graduation	*8-Year Graduation
2006 FTFT cohort	0	1	3	9	14	18	22	27
2007 FTFT cohort	0	0	2	7	15	22	24	29
2008 FTFT cohort	0	1	3	13	22	28	33	37
2009 FTFT cohort	0	2	6	13	23	30	35	38
2010 FTFT cohort	0	1	4	11	19	25	31	
2011 FTFT cohort	0	1	3	10	20	26		
2012 FTFT cohort	0	0	4	16	26			

● 2006 FTFT cohort
 ● 2007 FTFT cohort
 ● 2008 FTFT cohort
 ● 2009 FTFT cohort
 ● 2010 FTFT cohort
 ● 2011 FTFT cohort
 ● 2012 FTFT cohort

THE UNDERGRADUATE EXPERIENCE (RE-ENVISIONING...)



DIGITAL TRANSFORMATION

① Empower Faculty
Non-teaching
Employees

② Engage
students

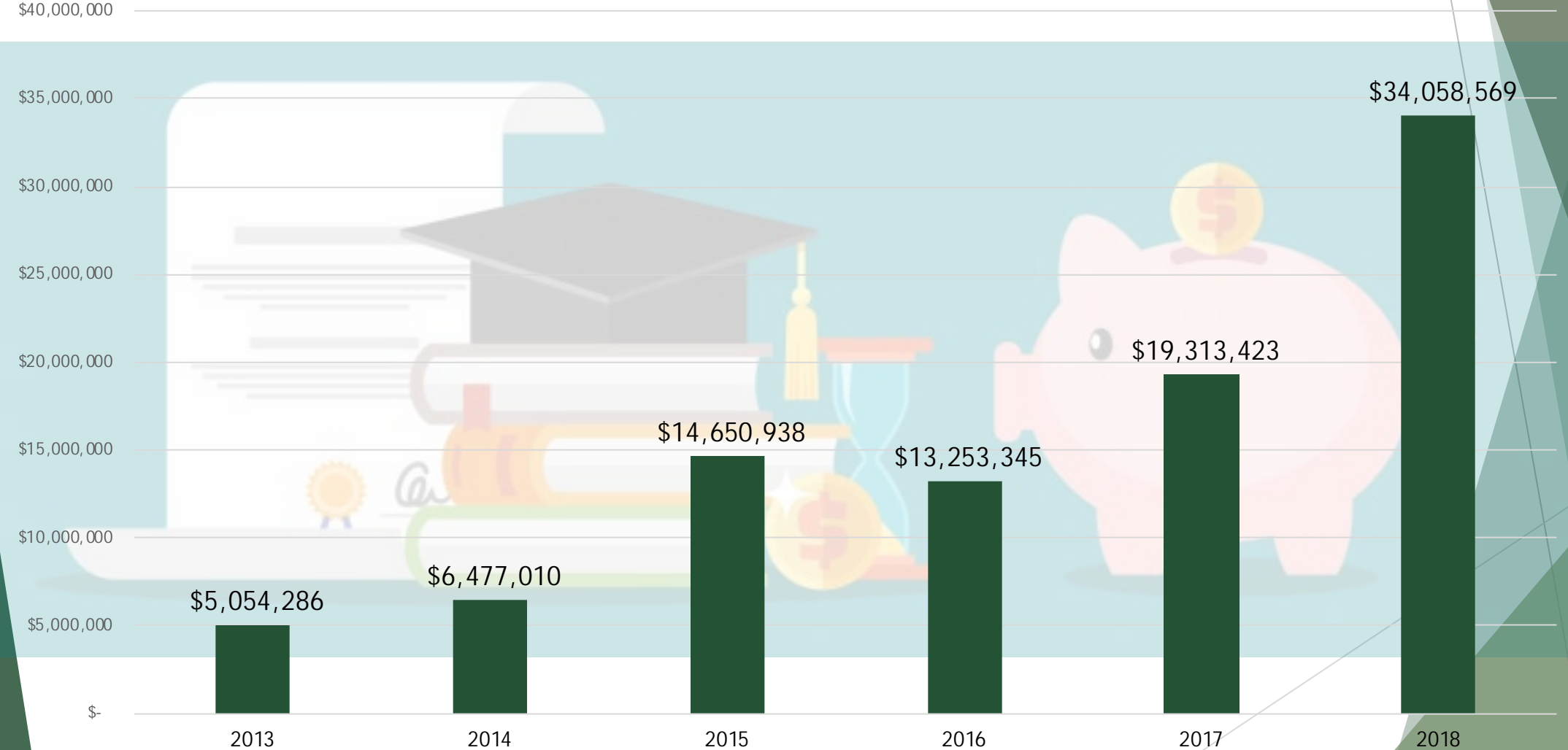
③ Optimize
Institutions

④ Transform
Learning



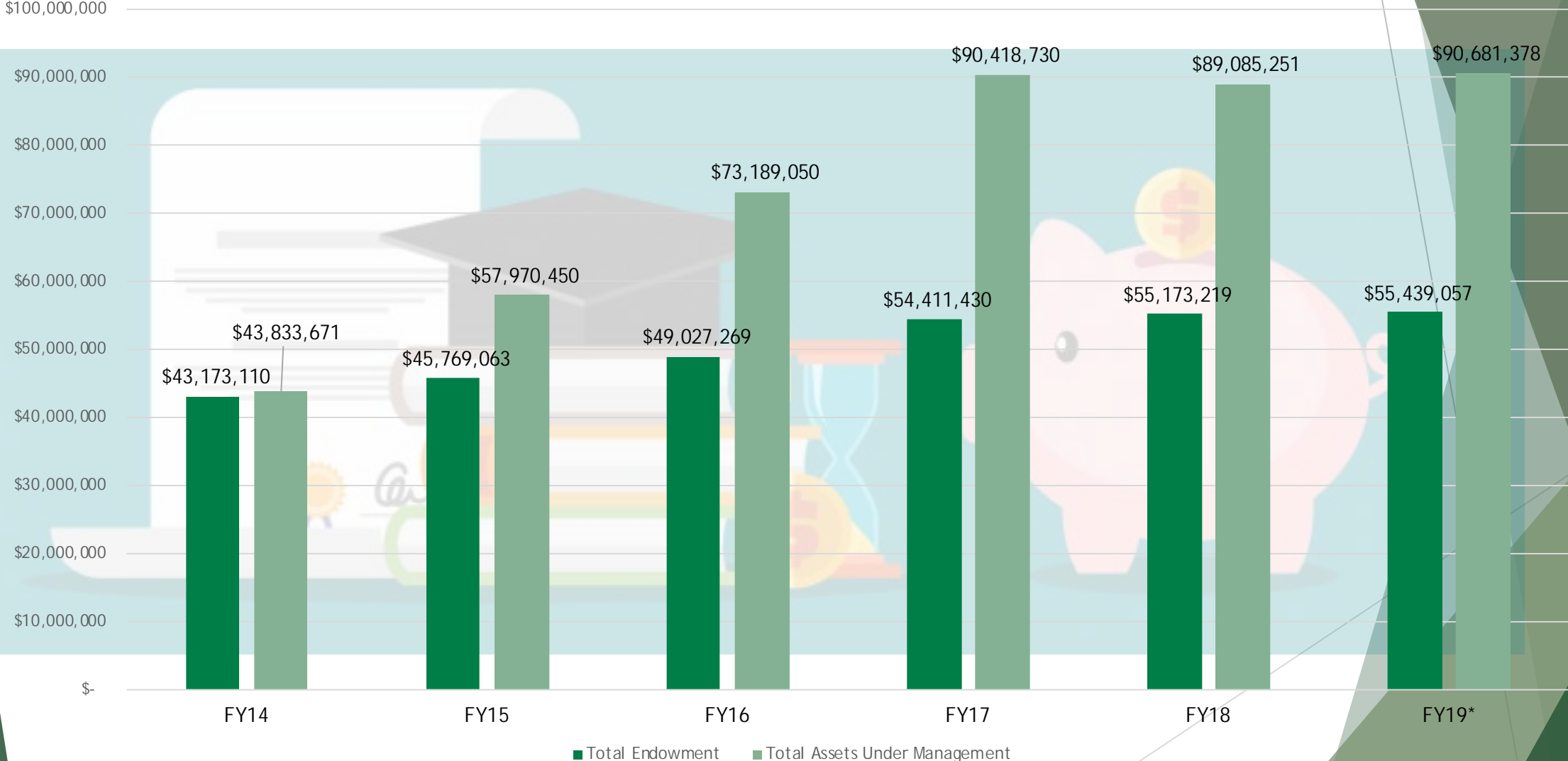
FUNDRAISING

Fundraising History: 2013-2018



ENDOWMENT

Endowment History: FY14-FY19



*As of September 30, 2018

UNIVERSITY LEADERSHIP

STRATEGY, VISION, EXECUTION: **CABINET** | **UNIVERSITY EXECUTIVE COMMITTEE** | PRESIDENT'S COUNCIL | BOARD OF TRUSTEES

SHARED GOVERNANCE: FACULTY SENATE | PACE | UVUSA
ADVISORY COUNCILS | 300+ (SUB) COMMITTEES

NEW STRATEGIC HIRES: CIDO | ASSOCIATE VICE PRESIDENT FOR HR | PROVOST AND VP FOR ACADEMIC AFFAIRS

*3. WE WILL PIVOT WITH OUR
MISSION, VALUES AND ACTION
COMMITMENTS.
"TEAMWORK"*

CURRENT MISSION STATEMENT

Utah Valley University is a teaching institution which provides opportunity, promotes student success, and meets regional educational needs.

UVU builds on a foundation of substantive scholarly and creative work to foster engaged learning. The university prepares professionally competent people of integrity who, as lifelong learners and leaders, serve as stewards of a globally interdependent community.


CAN WE STATE MORE SIMPLY WHY WE ARE HERE?

DRAFT MISSION REVISION

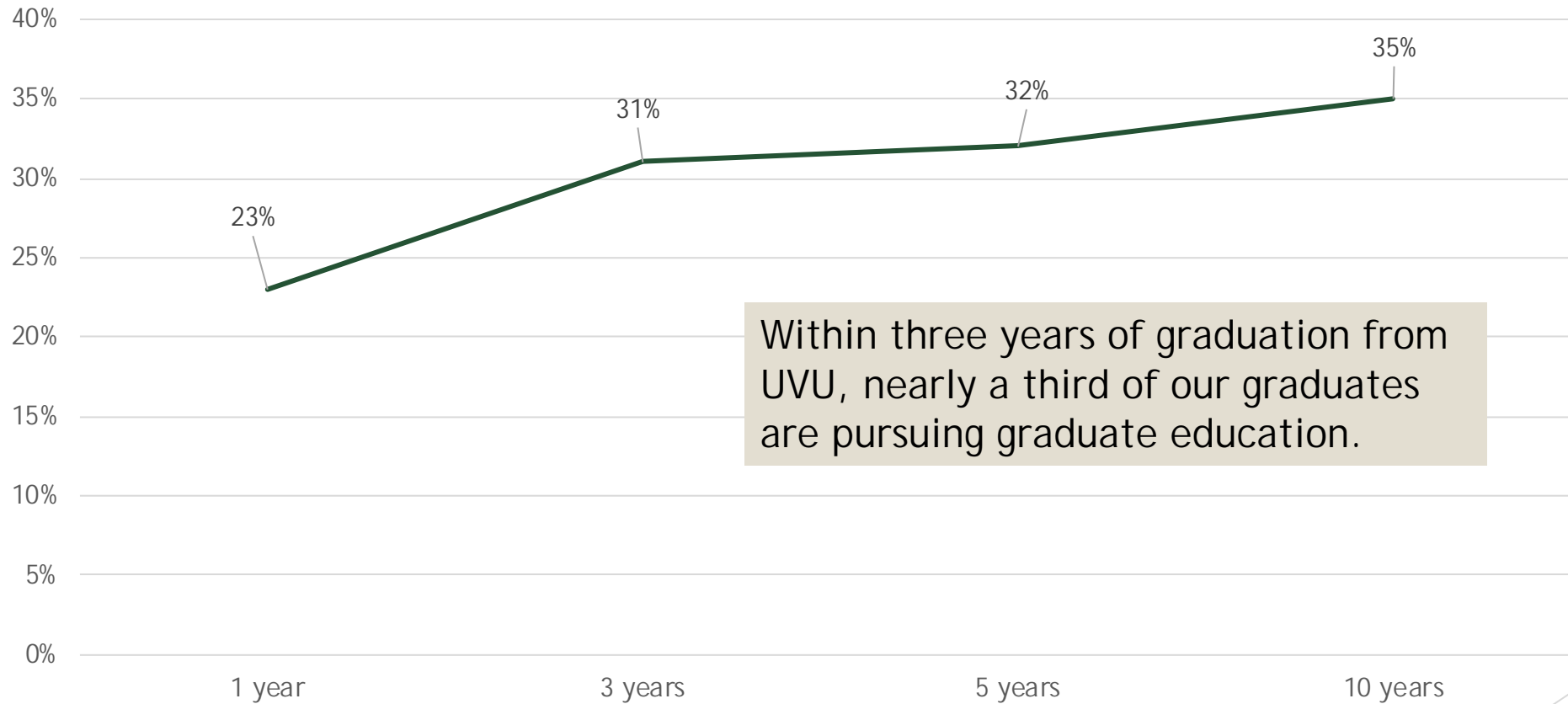
Utah Valley University prepares students for success in work and life through excellent and engaged teaching and scholarship.

UVU provides opportunity for all students through its dual mission as a community college and comprehensive university.

STUDENT SUCCESS REMAINS AT THE HEART OF WHAT WE DO!



STUDENT SUCCESS: GRADUATE EDUCATION




Within three years of graduation from UVU, nearly a third of our graduates are pursuing graduate education.

Years after graduation

STUDENT SUCCESS: ENROLLMENT IN TOP GRADUATE PROGRAMS







Top 100 Universities in the Nation



944 UVU graduates with a bachelor's degree attend universities ranked in the Top 100 in the nation

(3.6% of students receiving bachelor's degrees)

55 grads attending "Top 20" institutions

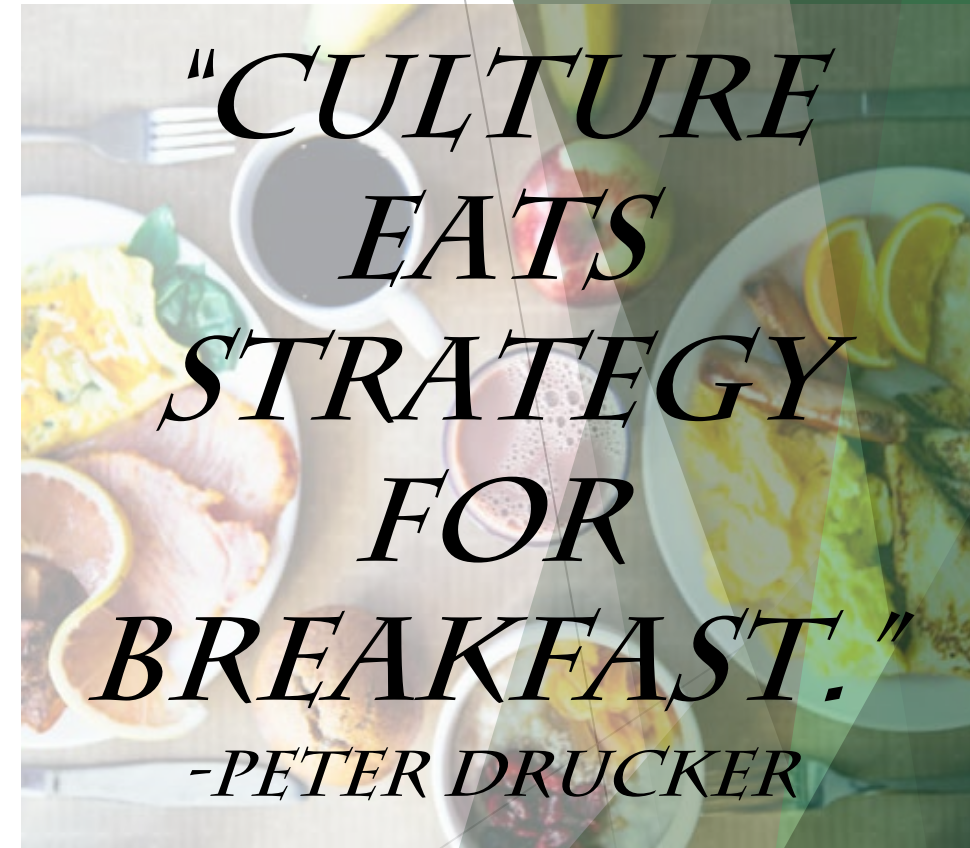
- Duke University 
- Columbia University 
- John Hopkins University 
- Northwestern University 
- Cornell University 
- Vanderbilt University 
- University of California—Los Angeles 
- Harvard University 
- University of Pennsylvania 
- Dartmouth College 
- Rice University 
- University of Notre Dame 

WHAT VALUES WILL WE BUILD OUR CULTURE ON?

Exceptional **CARE**

Exceptional **ACCOUNTABILITY**

Exceptional **RESULTS**



What we think; What we say; How we act.

WHAT ARE OUR ACTION COMMITMENTS?




INCLUDE

ENGAGE

ACHIEVE

I CAME TO UVU TO
DREAM MORE AND
ACHIEVE MORE.

BUT THIS
STORY IS NOT
ABOUT ME.



BAYANIHAN!

This story is about all of us. "What percentage of those who are capable of achieving something actually achieve it?"





LET'S GET
TO WORK!