



Getting Started With Spirion on Mac

1. To begin, open the application **Launchpad** from the Dock.

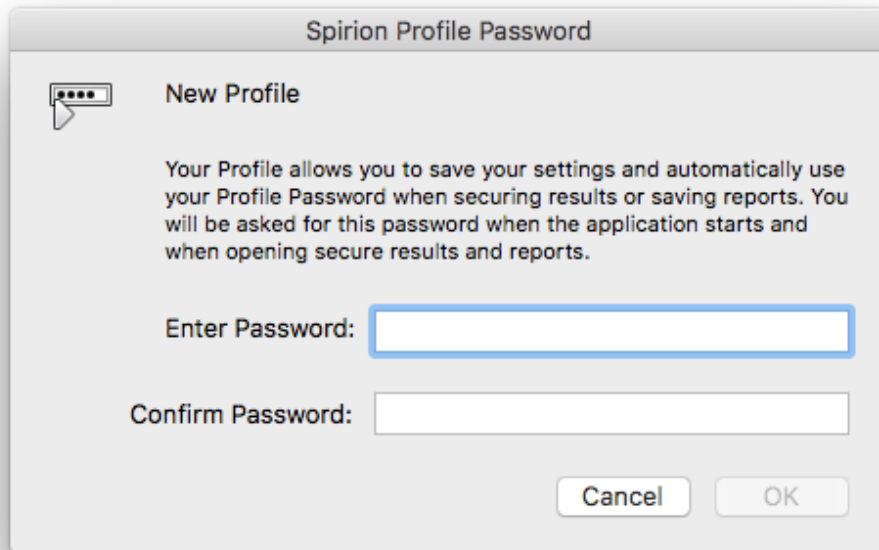


2. Select the **Spirion** icon to open the application.

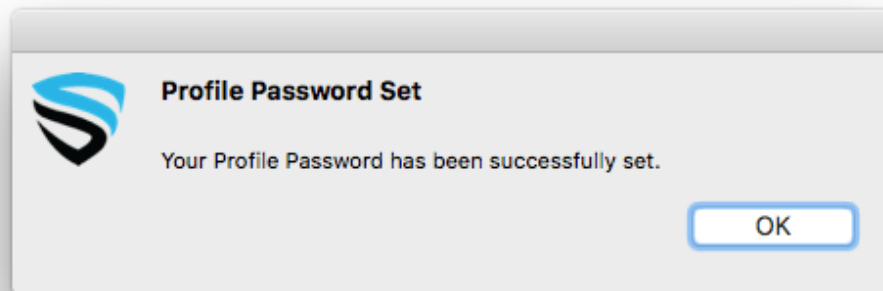


3. If this is your first time running Spirion, you will be prompted to set up a password. This password will be required each time you run Spirion. It also protects access to any passwords or files you decide to store in the Spirion Vault, so it should be a strong password that you can remember.

Note: If you forget your password, **there is no way for support to recover this password.**



4. Click **OK** to finish setting up Spirion.



5. Now you are ready to utilize Spirion. We recommend that you start by running a scan to search for PSI.

