

Initiate, Answer, End a Call



Initiate a Call

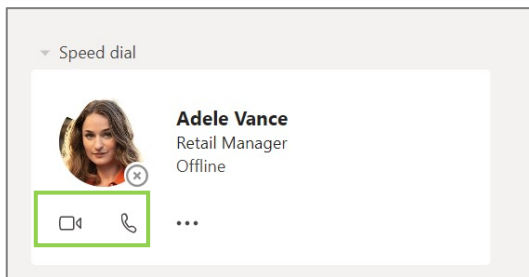
Video and audio icons allow you to initiate a call from Contacts with one click.



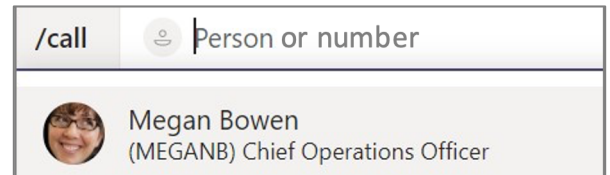
Escalate any chat to a video or audio call.



These same icons are found from speed dial contacts.



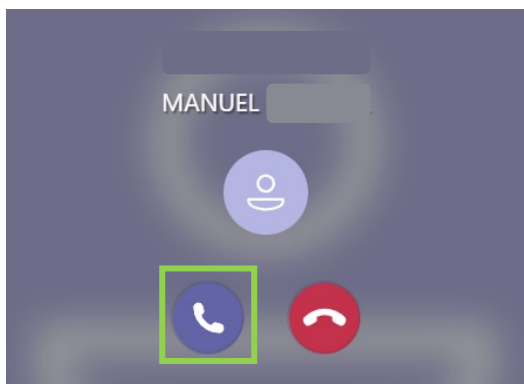
Use the **/call** command from the search field to make a call no matter where you're working in Teams.



The dial pad feature will accept a phone number that is copied and pasted to initiate a call. You may also click the numbers in the dial pad or type a number using the keyboard.

Answer or End a Call

A toaster notification will appear in the lower right corner of your desktop when a call is incoming. Click on the purple phone icon to answer the call.



From an active call, click **Leave** from the control bar across the top of the call window to end a call.

