



UTAH FIRE AND RESCUE ACADEMY USER PORTAL

How to use “UFRAPortal.org”

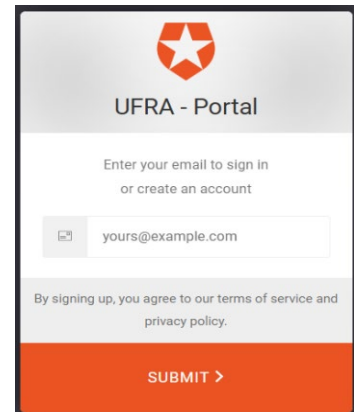
Step 1: When you [Login](#), this appears.

Please log in to continue.

Hit Login.

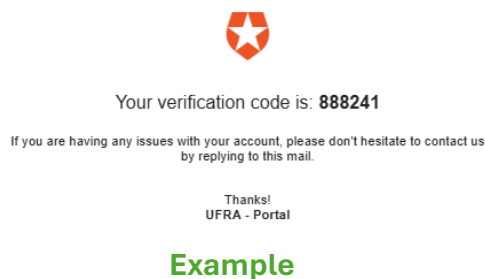
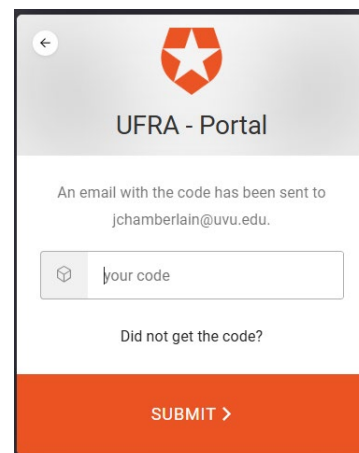
Login

Step 2: After logging in, a prompt will appear requesting your email address. The email provided must be listed in the UFRA database to access the portal, whether it is personal, work-related, or UVU email. If you do not have an email in the UFRA database, please call 801-863-7709.



Step 3: After you submit your email address and select "SUBMIT," you will receive a follow-up email containing a verification code. Please enter this code to proceed then hit SUBMIT.

Verification Code:

Step 4: Welcome to the Portal. You now have access to your information.

VIEW YOUR CERTIFICATIONS RECEIVED

View and manage your certifications

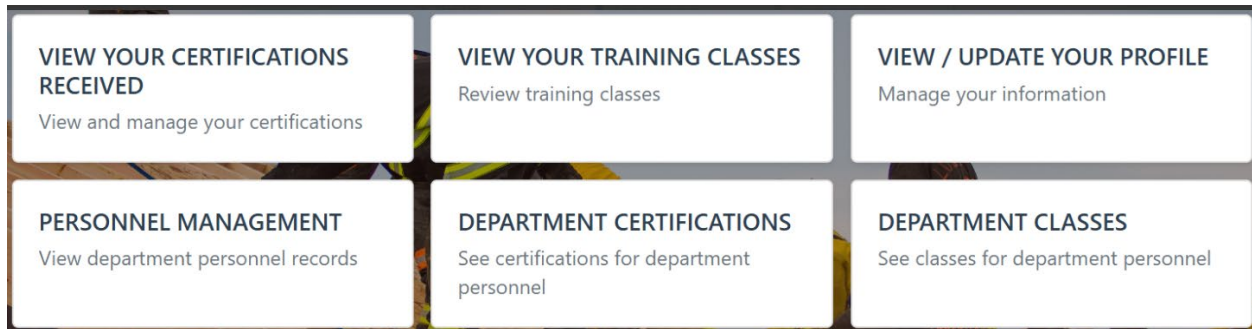
VIEW YOUR TRAINING CLASSES

Review training classes

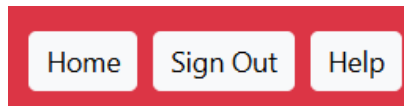
VIEW / UPDATE YOUR PROFILE

Manage your information

If you are a chief or training officer with full access to your department records, you will see additional options:



Step 5: If you have any inquiries, please reach out to your UFRA specialist or submit your questions via the “Help” button on the portal.



We hope you enjoy your UFRAportal.org experience!