

Breaking Glass From Ground Level

Time: 15 Minutes


Level: 2 - Intermediate

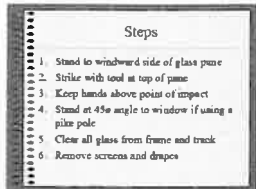
Materials Needed: Full protective clothing, pike pole or axe
Simulated window

References: NFPA 1001, 2013 Edition,


	<h1>Breaking Glass From Ground Level</h1>	<p>Instructor Notes Page 1</p>
---	---	---

Preparation/Motivation

	<p>In some cases less damage may be done by breaking glass in a window, door or next to a door than by other forcible entry methods. Because glass will shatter into fragments with keen cutting edges, the act of breaking glass must be done in a manner to ensure the safety of the firefighter.</p> <p><u>Behavioral Objectives:</u></p> <p>Condition: Wearing full protective clothing, given a simulated window and a forcible entry tool (pike pole or axe)</p> <p>Behavior: The participant will demonstrate the proper procedures for breaking glass and removing obstructions from ground level</p> <p>Standard: 1 Minute</p>	
---	---	--

	<h2>Presentation</h2> <ol style="list-style-type: none"> Stand to windward side of glass pane Strike with tool at top of pane Never use hand or helmet <p>Keep hands above point of impact</p> <ol style="list-style-type: none"> Permits glass to fall downward away from hands Wear full protective clothing Have hose lines in place 	<p><u>Identify any safety considerations pertinent to this skill.</u></p>
---	---	--

	Breaking Glass From Ground Level	Instructor Notes Page 2
	<p>Stand at 45ø angle to window if using a pike pole</p> <p>Clear all glass from frame and track</p> <ol style="list-style-type: none"> 1. Remove all jagged pieces from the sash 2. Prevent cuts or damage to tools or hoses <p>Remove screens and drapes</p> <ol style="list-style-type: none"> 1. Clear the entire opening 	

	Application <p>Each student will be given forcible entry tools and time to practice the skills outlined in the presentation section</p> 	
--	---	--

	Breaking Glass From Ground Level	Instructor Notes Page 3
--	---	--

	<p>Evaluation</p> <p>Participants will be evaluated based on the steps outlined in the Presentation section.</p> <p>Summary</p> <p>Restate or re-emphasize important information presented in the lesson.</p>	Use the checklist provided
--	---	----------------------------

Manipulative Performance Test / Test Record

Breaking Window Or Door Glass From Ground Level

TEST INSTRUCTIONS: *(Read the behavior, condition, and standard to the students.)*

BEHAVIOR: The participant will demonstrate the proper procedures for breaking glass and removing obstructions; from ground level.

CONDITION: Wearing full protective clothing, given a simulated window and forcible entry tool.

STANDARD: 1:00 minute

This is a 100% pass/fail test. All steps must be completed in the time limit given.

(Ask for questions prior to beginning the test.)

No questions will be answered after the test begins. Test will be timed.

STUDENT PERFORMED THE FOLLOWING COMPETENCIES:

	Y	N
1. Stand to windward side of glass pane.		
2. Strike with tool at top of pane.		
3. Keep hands above point of impact (if possible).	<input type="checkbox"/>	<input type="checkbox"/>
4. Stand at 45 degree angle to window/door if using pike pole.	<input type="checkbox"/> <input type="checkbox"/>	<input type="checkbox"/> <input type="checkbox"/>
5. Clear all glass from frame or track.	<input type="checkbox"/>	<input type="checkbox"/>
6. Remove screens and drapes.		
7. Completed skill in allotted time.	<input type="checkbox"/>	<input type="checkbox"/>

PERFORMANCE RATING ON THIS SKILL: PASS ☐ FAIL ☐
☐ ☐

Tester Comments: ☐ ☐

TRAINING RECORD	
Topic:	Date:
Instructor:	Hours:
Description Of Training Conducted:	
Participants	Evaluation/Score Type: Written <input type="checkbox"/> Skills <input type="checkbox"/>
1.	
2.	
3.	
4.	
5.	
6.	
7.	

Breaking Glass from Ground Level

Behavioral Objective

- **Condition:** Wearing full protective clothing, given a simulated window and a forcible entry tool (pike pole or axe)
- **Behavior:** The participant will demonstrate the proper procedures for breaking glass and removing obstructions from ground level
- **Standard:** In 1 Minute

Steps

1. Stand to windward side of glass pane
2. Strike with tool at top of pane
3. Keep hands above point of impact
4. Stand at 45° angle to window if using a pike pole
5. Clear all glass from frame and track
6. Remove screens and drapes

