

# QUICK FACTS 2021

UTAH VALLEY UNIVERSITY



Meeting the  
educational  
and workforce  
needs of our  
service region



## **BUDGET PRIORITIES**

### **COMPENSATION AND MANDATORY INCREASES**

- Salary and health insurance increase, 100% funded (USHE \$23.4M)
- Mandatory cost increases to insurance premiums (USHE \$3.9M)
- Risk management rate increases (UVU \$70,516)

### **FACULTY RANK AND TENURE PROMOTION (USHE \$3.3M/UVU \$328,000)**

### **PERFORMANCE FUNDING (USHE \$22M/UVU \$3.6M)**

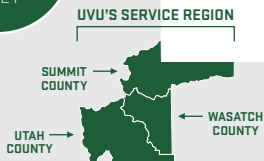
- Retention and completion analytics and interventions \$990K
- Flexible education opportunities for timely completion \$838K
- Digital transformation \$672K
- Computer, engineering & technology program expansion \$752K
- School counseling program \$312K

### **GROWTH (USHE \$4.4M/UVU \$3M)**

- Faculty and instructional/student support staff for high-demand, high-growth programs

## **FUTURE CAPITAL FACILITIES NEEDS**

- College of Engineering and Technology Building (\$88M)



**1:3 NEW RESIDENTS  
AND 1:4 NEW JOBS**

in Utah will be in UVU's service region.

UVU actively plans for Utah's growth:

**[uvu.edu/vision2030](http://uvu.edu/vision2030)**

UVU maintains personalized instruction and provides many options for students:

**40,936**  
FALL 2020 HEADCOUNT

**23**  
AVERAGE CLASS SIZE

**12,197**  
CONCURRENT ENROLLMENT

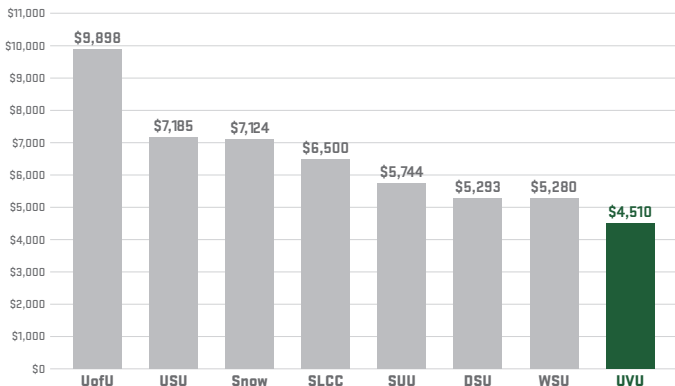
**27,721**  
ONLINE ENROLLMENT  
(29 online programs)

**2,523**  
HYBRID ENROLLMENT

**COSTS**

UVU was ranked as the university with the **3<sup>rd</sup> highest return on investment** in the nation.  
– Business Insider

**2018-19 TAX FUNDS PER STUDENT FTE**



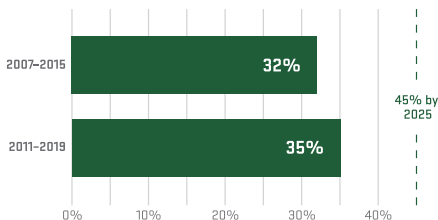
## RETENTION AND COMPLETION

UVU is now implementing a new 4-year (2019–2022) completion plan that includes initiatives for a first-year advising center, data-driven interventions, pathways, general education, scheduling, faculty development, student communication, and high-impact practices.

### UVU GRADUATION RATE HISTORY

(IPEDS—first-time, bachelor's degree-seeking students completing within 8 years). This represents 21% of new incoming students at UVU.

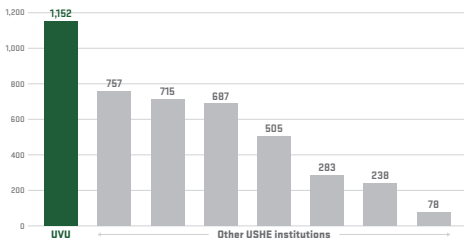
UVU's 8-year graduation rate increased 3 percentage points in the most recent measurement period.



### WORKFORCE DEVELOPMENT

#### Graduates in Utah's 4- and 5-Star Jobs

Degrees and certificates awarded in high market-demand programs, change from 2013–14 to 2018–19



UVU awarded 1,152 more degrees and certificates in 4- and 5-star jobs in 2018–19 than in 2013–14 (the largest increase in USHE). This includes mechatronics, robotic technologies, and electrical automation.

### DUAL-MISSION MODEL

Utah's integrated dual-mission model works by combining the community college and university functions through:

- Open admissions
- Sharing resources
- Sharing faculty
- Sharing infrastructure
- Reducing noninstructional costs
- Eliminating the need for transfer articulation
- Directing more resources to educate students
- Coordinating curriculum